

FINANCIAL STATEMENTS
OF
M.R.ORGANISATION LIMITED

(STANDALONE)

CIN: L29305GJ2013PLC074365

FOR THE PERIOD

01.04.2021 TO 30.09.2021

N.M.Pathak & Co.

NITIN MAHESHKUMAR PATHAK
B-1111, Mondeal Heights,
Nr. Wide-Angle, Iscon-Circle,
Ahmedabad-380015.
Phone: 9825804094
E-mail nitinmpathak@gmail.com

**Limited Review Report for listed entities other than banks and insurance
companies -
unaudited standalone half yearly and year to date results**

**To,
The Board of Directors,
M.R. Organisation Limited**

We have reviewed the accompanying statement of unaudited financial results of **M.R. Organisation Limited** for the period ended **30th Sept 2021**. This statement is the responsibility of the Company's Management and has been approved by the Board of Directors. Our responsibility is to issue a report on these financial statements based on our review.

We conducted our review of the Statement in accordance with the Standard on Review Engagements (SRE) 2410 "Review of Interim Financial Information Performed by the Independent Auditor of the Entity", issued by the Institute of Chartered Accountants of India. This standard requires that we plan and perform the review to obtain moderate assurance as to whether the financial statements are free of material misstatement. A review is limited primarily to inquiries of company personnel and analytical procedures applied to financial data and thus provides less assurance than an audit. We have not performed an audit and accordingly, we do not express an audit opinion.

Based on our review conducted as above, nothing has come to our attention that causes us to believe that the accompanying statement of unaudited financial results prepared in accordance with applicable accounting standards and other recognized accounting practices and policies has not disclosed the



information required to be disclosed in terms of Regulation 33 of the SEBI (Listing Obligations and Disclosure Requirements) Regulations, 2015 including the manner in which it is to be disclosed, or that it contains any material misstatement.

Our conclusion is not modified in respect of this matter.



For N.M. Pathak & Co.
Chartered Accountants

Nitin M. Pathak

CA Nitin M. Pathak
Proprietor
Membership No.: 037802
UDIN:

Place of signature: Ahmedabad

Date: 2nd November 2021

M.R.ORGANISATION LIMITED
BALANCE SHEET AS ON 30th September 2021

Particulars	Note No.	As at 30 September, 2021	As at 30 September, 2020
		Rs.	Rs.
A EQUITY AND LIABILITIES			
1 Shareholders' funds			
(a) Share capital	1	25,837,500	25,837,500
(b) Reserves and surplus	2	207,570,094	135,029,557
(c) Money received against share warrants		-	-
2 Share application money pending allotment			
3 Non-current liabilities			
(a) Long-term borrowings		-	-
(b) Deferred tax liabilities (net)		-	-
(c) Other long-term liabilities		-	-
(d) Long-term provisions for Gratuity		4,583,137	4,074,679
4 Current liabilities			
(a) Short-term borrowings(B.O.D)		-	-
(b) Trade payables	3	48,831,545	26,589,535
(c) Other current liabilities	4	3,569,171	2,781,739
(d) Short-term provisions	5	23,434,135	11,462,189
TOTAL		313,825,581	205,775,199

See accompanying notes to the financial statements

In terms of our report attached.

For N M PATHAK & CO.


Firm Registration No. 107786W

Chartered Accountants

Nitin M. Pathak

Proprietor

Membership No. 037802



FOR AND ON BEHALF OF THE BOARD OF DIRECTORS

For, M. R. ORGANISATION LIMITED

Mayur Kamdar

MANAGING DIRECTOR

MAYUR KAMDAR Director

DIN NO: 00369341

For, M. R. ORGANISATION LIMITED

Pranali Kamdar

Authorised Signatory/Director

PRANALI KAMDAR Director

DIN NO: 00971115

Place: Ahmedabad

Date: 02nd November, 2021

Silkyam

Rajankajest

M.R.ORGANISATION LIMITED
BALANCE SHEET AS ON 30th September, 2021

Particulars	Note No.	As at 30 September, 2021	As at 30 September, 2020
		Rs.	Rs.
B ASSETS			
1 Non-current assets			
(a) Fixed assets			
(i) Tangible assets	6	17,292,387	14,291,439
(ii) Intangible assets			
(iii) Capital work-in-progress			
(iv) Intangible assets under development			
(v) Fixed assets held for sale			
(a)(i) Advertisement Deffered revenue exp			
(b) Non-current investments	7	2,539,331	2,539,331
(c) Deferred tax assets (net)		2,340,264	2,217,782
(d) Long-term loans and advances			
(e) Other Non-current assets			
2 Current assets			
(a) Current investments	8	40,972,930	6,173,185
(b) Inventories	9	123,854,830	92,019,491
(c) Trade receivables	10	70,769,774	41,793,070
(d) Cash and cash equivalents	11	20,496,749	21,103,542
(e) Short-term loans and advances	12	8,032,300	-
(f) Other current assets	13	27,527,016	25,637,359
TOTAL		313,825,581	205,775,199

See accompanying notes to the financial statements


In terms of our report attached.

For N M PATHAK & CO.

Firm Registration No. 107786W

Chartered Accountants

Nitin M. Pathak



Nitin M. Pathak

Proprietor

Membership No. 037802

Place: Ahmedabad

Date: 02nd November, 2021

FOR AND ON BEHALF OF THE BOARD OF DIRECTORS

For, M. R. ORGANISATION LIMITED

Mayur Kamdar

MANAGING DIRECTOR

Director

MAYUR KAMDAR

DIN NO: 00369341

Director

For, M. R. ORGANISATION LIMITED

Pranali Kamdar

Authorised Signatory/Director

PRANALI KAMDAR

DIN NO: 00971115

Silky Jain
Rajankumar

M.R.ORGANISATION LIMITED

Statement of Profit and Loss for the half year ended 30th September, 2021

Particulars		Note No.	For the Period 01.04.21 to 30.09.21	For the Period 01.04.20 to 30.09.20
A	CONTINUING OPERATIONS			
1	Revenue from operations (gross)	14	152,917,957	127,129,344
	Less: Excise duty			
	Revenue from operations (net)		152,917,957	127,129,344
2	Other income	15	5,384,680	4,736,922
3	Total revenue (1+2)		158,302,637	131,866,265
4	Expenses			
	(a) Direct Expense	16	9,716,317	7,208,115
	(b) Purchases of stock-in-trade	16A	69,855,772	53,703,145
	(c) Changes in inventories of finished goods, work-in-progress and stock-in-trade		(14,928,782)	(9,890,850)
	(d) Employee benefits expense	17	29,881,979	16,865,358
	(e) Finance costs	18	1,178,881	593,313
	(f) Amortisation expense			
	(f) Depreciation	6	2,911,143	1,842,191
	(g) Other expenses	19	22,722,955	20,515,911
	Total expenses (4)		121,338,265	90,837,182
5	Profit / (Loss) before exceptional and extraordinary items and tax (3 - 4)		36,964,371	41,029,083
6	Exceptional Items (Credit Of Earlier Years Tax Written Off)			
7	Profit / (Loss) before extraordinary items and tax (5 + 6)		36,964,371	41,029,083
8	Extraordinary items			
9	Profit / (Loss) before tax (7 + 8)		36,964,371	41,029,083
10	Tax expense:		-	10,371,597
	(a) Provision for income tax			10,371,597
	(b) (Less): MAT credit (where applicable)			
	(c) Current tax expense relating to prior years			
	(d) Net current tax expense			
	(e) Deferred tax Asset			
11	Profit / (Loss) from total operations (9 +10)		36,964,371	30,657,486
12	Profit / (Loss) for the year (11)		36,964,371	30,657,486

See accompanying notes to the financial statements

In terms of our report attached.

For N M PATHAK & CO.

Firm Registration No. 107786W

Chartered Accountants

Nitin M. Pathak

Nitin M. Pathak

Proprietor

Membership No. 037802

Place: Ahmedabad

Date: 02nd November,2021



For, M. R. ORGANISATION LIMITED

Manoj Kamdar
MANAGING DIRECTOR Director

MAYUR KAMDAR
DIN NO: 00369341

FOR AND ON BEHALF OF THE BOARD OF DIRECTORS

For, M. R. ORGANISATION LIMITED

Pranali Kamdar
Director
Authorised Signatory/Director

PRANALI KAMDAR
DIN NO: 00971115

Siddhant *Boyankeflepta*

**Stand Alone Cash Flow Statement of
M.R ORGANISATION LIMITED
for the half year ended 30th Sept, 2021**

Particulars	For the half year ended 30th Sep, 2021		For the half year ended 30th Sep, 2020	
	Rs.	Rs.	Rs.	Rs.
A. Cash flow from operating activities				
Net Profit / (Loss)	36,964,371		30,657,486	
Increase in Foreign Exchange Translation Reserve				
Add: Provision For Taxation	-		-	
Increase in Other Reserve				
Adjustments for:				
Depreciation and amortisation	2,911,143		1,842,191	
Non Cash Expenditure - Provision of Gratuity	521,949			
Finance costs	1,178,881		593,313	
Net (gain) / loss on sale of investments				
Profit on sale of Asset				
Loss on Sale of Asset			5,323	
Increase in Deferred tax Assets				
Net unrealised exchange (gain) / loss				
Operating profit / (loss) before working capital changes				
Changes in working capital:				
Adjustments for (increase) / decrease in operating assets:				
Inventories	(14,928,782)		(9,890,850)	
Trade receivables	(12,817,479)		(22,483,630)	
Other current assets	(3,316,316)		(8,378,581)	
Adjustments for increase / (decrease) in operating liabilities:				
Trade payables	12,995,679		8,683,830	
Other current liabilities	(530,586)		2,115,030	
Short-term provisions	22,691,254		10,539,934	
Taxes Paid	(22,274,130)		(11,046,916)	
Net cash flow from / (used in) operating activities (A)	23,395,986	23,395,986	2,637,131	2,637,131
B. Cash flow from investing activities				
New Short Term Loans & Advance Granted/Recovered				
Investment Purchased/Sold	(13,828,859)		13,768,872	
Proceeds from sale of fixed assets			(5,676)	
Asset purchased during the year	(1,494,855)		(3,252,803)	
Short Term Loans And Advances	(8,032,300)		1,092,644	
Long Term Loans & Advance Recovered Back				
Net cash flow from / (used in) investing activities (B)	(23,356,014)	(23,356,014)	11,603,037	11,603,037
C. Cash flow from financing activities				
Proceeds from issue of equity shares				
Proceeds from Share Premium Received				
Proceeds from Short-term borrowings	(36,094)		22,192	
Acceptance/Repayment of long-term borrowings				
Finance cost	(1,178,881)		(593,313)	
Net cash flow from / (used in) financing activities (C)	(1,214,975)	(1,214,975)	(571,121)	(571,121)
Net increase / (decrease) in Cash and cash equivalents (A+B+C)		(1,175,004)		13,669,047
Cash and cash equivalents at the beginning of the year		21,671,753		7,434,496
Cash and cash equivalents at the end of the period		20,496,749		21,103,543

See accompanying notes forming part of the financial statements

In terms of our report attached.

For N M PATHAK & CO.

Firm Registration No. 107786W


Chartered Accountants

Nitin M. Pathak

Nitin M. Pathak

Proprietor

Membership No. 037802



For, M. R. ORGANISATION LIMITED

Mur Kamdar

MANAGING DIRECTOR

MAYUR KAMDAR

DIN NO: 00369341

FOR AND ON BEHALF OF THE BOARD OF DIRECTORS

For, M. R. ORGANISATION LIMITED

Director

Director

Pranali Kamdar
Authorised Signatory/Director

PRANALI KAMDAR

DIN NO: 00971115

Siddhant

Pranali Kamdar

M.R.ORGANISATION LIMITED
Notes forming part of the financial statements

Note 1 Share capital

Particulars	As at 30 Sep, 2021	As at 30 Sep, 2020
	Rs.	Rs.
(a) Authorised		
Equity shares of 10 each.		
(b) Issued		
Equity shares of 10 each.	25,837,500.00	25,837,500
(c) Subscribed and fully paid up	25,837,500	25,837,500
Equity shares of 10 each.		
Total	25,837,500	25,837,500

Note 2 Reserves and surplus

Particulars	As at 30 Sep, 2021	As at 30 Sep, 2020
	Rs.	Rs.
Profit & Loss Account		
Share Premium Account		
Reserves & Surplus	170,605,723.00	104,372,071.15
Profit Period		
Post Acquisition profit		
Net Profit for the period	36,964,371.28	30,657,486.26
Total	207,570,094.28	135,029,557

Note 3 Trade payables

Particulars	As at 30 Sep, 2021	As at 30 Sep, 2020
	Rs.	Rs.
Trade payables:		
Creditors	48,831,545.03	26,589,535.00
Total	48,831,545	26,589,535



For, M. R. ORGANISATION LIMITED
(Signature)

MANAGING DIRECTOR
MAYUR KAMDAR
 DIN NO: 00369341

(Signature)

For, M. R. ORGANISATION LIMITED
(Signature)
 Authorised Signatory/Director

PRANALI KAMDAR
 DIN NO: 00971115

(Signature)

Item No.	Description	Quantity	Unit Price	Total Price	Remarks
REDMI 5 (BLACK, 16GB)		45.07	7142.00	323680.14	
REDMI 5 (BLACK, 16GB)		45.07	13937.00	628028.35	
REDMI 6A 32GB Black		45.07	27674.00	1255000.18	
REDMI 6A 32GB Black		45.07	5802.68	263573.81	
REDMI 6A DUAL (2GB+32GB) MIDNIGHT GREY		45.07	11605.36	523088.85	
REDMI 6A DUAL (2GB+32GB) MIDNIGHT GREY		45.07	25990.00	1171190.74	
OnePlus 7 Pro (Almond, 8GB RAM, 256GB Storage)		45.07	65982.00	2974360.14	
Usha Aquageneie - Hot, Normal & Cold Floor Standing Water Dispenser / B07JD2E3Y		45.07	45534.83	2051630.45	
Air Cooler- HS NAGORI		45.07	6440.68	290362.38	
Realme C2 (Diamond Black, 32 GB)		45.07	7500.00	337875.00	
Realme C2 (Diamond Black, 32 GB)		45.07	9641.04	432720.48	
Refrigerator - Surat/Hospet Office		45.07	5356.25	241517.21	
Samsung 3800 mAh External Portable Power Charging Battery		45.07	12800.00	577000.00	
Back Case With Kick Stand For Note 3		45.07	2664.00	120072.00	
Samsung J2 2018 J250F 2GB		45.07	6866.07	311270.31	
Samsung J2 2018 J250F 2GB		45.07	13732.14	619100.42	
SAP B 1 PROF. LICENSE - 17.02.2014		39.30	188136.00	7393724.80	
SAP B 1 LICENSES UPGRADED - 21.05.2015		39.30	175184.00	6883731.20	
SAP B1 PROFESSIONAL & LIMITED FINANCE LICENCE		39.30	36906.64	1450431.06	
SAP B1 PROFESSIONAL LICENSES PURCHASE COST - 21.05.2015		39.30	519064.00	20289315.20	
SAP Business Software		39.30	70264.80	2761388.64	
SCORPIO CAR - 31.07.2013		31.23	704735.94	22010000.00	
SEA GATE SKY HAWK 1TB HDD-03052018		63.16	3400.00	215000.00	
SEAGATE BACKUP PLUS SLIM 2TB PORTABLE EXTERNAL HARD DRIVE X000AS77DN		63.16	6193.83	391200.00	
Seagate Expansion 3 TB Desktop Hard Disk (Black)X Item#2165522931)		63.16	7500.00	473880.00	
SWITCH 24 PORT 10/100 DT: 21.07.12		39.30	2604.00	102537.20	
Sony LED 109cm		45.07	87344.00	3937600.00	
TCL 65 Inch AI 4K Ultra HD Smart LED TV 65P8S		45.07	59999.00	2714000.00	
Samsung Galaxy Note TABLET		45.07	73508.50	3334000.00	
Sony LED 80cm		45.07	44592.00	2010000.00	
Samsung Galaxy A9 PRO		45.07	24017.00	1084000.00	
Samsung Galaxy M30ts (Pearl White, 6GB RAM)		45.07	13660.20	615500.00	
REDMI K 20 Pro		45.07	23213.40	1048000.00	
REDMI 7A (2GB+32GB) BLACK		45.07	18750.00	844500.00	
REDMI 7A (2GB+32GB) BLACK		45.07	18750.00	844500.00	
REDMI 7A (2GB+32GB) BLACK		45.07	9819.64	444500.00	
SKP 3/4" X 4" Pillar Drill M/c		18.10	3166.80	57319.20	
Speakers & Music System		63.16	8600.00	543200.00	
S.S. Bain Marie 4 Con.		25.89	33000.00	854000.00	
S.S. Work Table		25.89	10500.00	273800.00	
Thomson TV-(XB18573)-TH24TM2490181104708		45.07	6700.00	303900.00	
Crompton 1200 mm Aura Antidust		45.07	9991.50	450300.00	
Crompton 1200 mm Aura Antidust		45.07	16567.83	746700.00	
Crompton 1200 mm Aura Antidust		45.07	3313.57	150300.00	
Crompton 1200 mm Aura Antidust		45.07	1656.78	746700.00	
Blue Star premium table top water dispenser-BWD3TTGA(DP)		45.07	6771.00	307300.00	
Redmi 6A 16GB Black		45.07	5625.00	255000.00	
Redmi 9A (Midnight Black, 3GB Ram, 32GB Storage)		45.07	6355.08	286500.00	
Redmi 9A (Midnight Black, 3GB Ram, 32GB Storage)		45.07	11523.72	521400.00	
Redmi 9A (Midnight Black, 3GB Ram, 32GB Storage)		45.07	19065.24	859000.00	
Redmi 9A (Midnight Black, 3GB Ram, 32GB Storage)		45.07	6778.81	307300.00	
Redmi 9A (Midnight Black, 3GB Ram, 32GB Storage)		45.07	6355.08	286500.00	
Redmi 9A (Midnight Black, 3GB Ram, 32GB Storage)		45.07	12710.16	569000.00	
Redmi 9A (Midnight Black, 3GB Ram, 32GB Storage)		45.07	6355.08	286500.00	
Redmi 9A (Midnight Black, 3GB Ram, 32GB Storage)		45.07	6355.08	286500.00	
Redmi 9A (Midnight Black, 3GB Ram, 32GB Storage)		45.07	6355.08	286500.00	
Redmi 9A (Midnight Black, 3GB Ram, 32GB Storage)		45.07	38130.48	1718000.00	
Redmi 9A (Midnight Black, 3GB Ram, 32GB Storage)		45.07	6355.08	286500.00	
Redmi 9A (Midnight Black, 3GB Ram, 32GB Storage)		45.07	19065.24	859000.00	
Redmi 9A (Midnight Black, 3GB Ram, 32GB Storage)		45.07	5931.36	268500.00	
Redmi 9A (Midnight Black, 3GB Ram, 32GB Storage)		45.07	5931.36	268500.00	
Redmi 9 Prime (Matte Black, 4GB RAM, 128GB Storage)		45.07	9321.19	422000.00	
Redmi 9 Prime (Matte Black, 4GB RAM, 128GB Storage)		45.07	9321.19	422000.00	
Redmi 9 Prime (Matte Black, 4GB RAM, 128GB Storage)		45.07	9321.19	422000.00	
Redmi 9 Prime (Matte Black, 4GB RAM, 128GB Storage)		45.07	9321.19	422000.00	
Redmi 9A (2GB 32GB, Nature Green)		45.07	12371.00	555500.00	
Redmi 9A (2GB 32GB, Nature Green)		45.07	6186.00	280800.00	
Redmi 9A (2GB 32GB, Nature Green)		45.07	6185.59	280750.00	
Mi 10i 5G (Atlantic Blue, 8GB RAM, 128GB Storage)		45.07	20338.14	916800.00	
Samsung Galaxy M01 M015 (GD) 3GB 32GB Black		45.07	6355.08	286500.00	
Panasonic Eluga 16 (Black, 2GB Ram, 16GB Storage)		45.07	8472.88	382000.00	
Panasonic Eluga 16 (Black, 2GB Ram, 16GB Storage)		45.07	4189.83	188800.00	

For, M. R. ORGANISATION LIMITED
M. R. Organisation

MANAGING DIRECTOR
MAYUR KAMDAR
 DIN NO: 00369341

For, M. R. ORGANISATION LIMITED
M. R. Organisation
 Authorised Signatory/Director

PRANALI KAMDAR
 DIN NO: 00971115



Pranali Kamdar

M. R. Organisation

M.R. ORGANISATION LIMITED
Notes forming part of the financial statements

Note 7 Non-current investments

Particulars	As at 30 Sep, 2021	As at 30 Sep, 2020
	Rs.	Rs.
M.R. Organisation(Europe) BVBA	1,350,254	1,350,254
M.R. Organisation(USA) LLC	1,189,077	1,189,077
Total	2,539,331	2,539,331

Note 8 Current Investments

Particulars	As at 30 Sep, 2021	As at 30 Sep, 2020
	Rs.	Rs.
Investment in Equities	-	1,173,185
Investment in Mutual Funds		
Franklin India Low Duration Fund	169,066	5,000,000
Investment in FDR	40,368,430	-
Investment in Gratuity FDR	435,434	-
Total	40,972,930	6,173,185

Note 9 Inventories

Particulars	As at 30 Sep, 2021	As at 30 Sep, 2020
	Rs.	Rs.
Closing Stock	123,854,830	92,019,491
Total	123,854,830	92,019,491

Note 10 Trade receivable

Particulars	As at 30 Sep, 2021	As at 30 Sep, 2020
	Rs.	Rs.
Trade Debtors	70,769,774	41,793,070
Total	70,769,774	41,793,070

Note 11 Cash & Cash Equivalents

Particulars	As at 30 Sep, 2021	As at 30 Sep, 2020
	Rs.	Rs.
Cash on hand	26,538	70,012
Balances with banks		
AXIS BANK LTD.- 003010200044022	-	-
Citi Bank - 0017553666	11,066	48,207
The Ratnakar Bank Limited - 409000352791	9,282,156	71,505
SBI Sweep A/c No.38052590326	11,594,578	14,058,292
SBI Share Application A/c-34147418236	11,324	11,973
SBI Current A/c No.31750629206	(942,128)	6,830,104
Kotak Bank A/C	500,000	
Syndicate Bank -CA-700610100003430	13,216	13,451
Total	20,496,749	21,103,542

For, M. R. ORGANISATION LIMITED



MANAGING DIRECTOR
MAYUR KAMDAR
DIN NO: 00369341

For, M. R. ORGANISATION LIMITED

Authorised Signatory/Director

PRANALI KAMDAR
DIN NO: 00971115

Subhas
Pranali Kamdar

M.R.ORGANISATION LIMITED
Notes forming part of the financial statements


Note 12 Short-term loans and advances

Particulars	As at 30 Sep, 2021	As at 30 Sep, 2020
	Rs.	Rs.
Bharath Arjun	4,800	-
Nihal Sheikh	25,000	
Rashmi Gupta - Advance	2,500	
Other Loans and Advances :-		
Income Tax	8,000,000	
Total	8,032,300	-

Note 13 Other current assets

Particulars	As at 30 Sep, 2021	As at 30 Sep, 2020
	Rs.	Rs.
Other Prepaid Exp	2,801,309	268,515
Deposit For You Broadband	18,000	18,000
BSNL Deposit	3,841	3,841
ADVANCE TAX	18,500,000	5,000,000
JIO Deposit	5,950	5,950
DEPOSIT FOR RENT (Mayur Tex Ind.)	210,000	210,000
DEPOSIT FOR RENT (Vishal Gandhidham)	23,400	23,400
DEPOSIT FOR RENT (M.k)	12,000	12,000
Deposit For Rent (Indore)	20,000	20,000
Deposit For Rent (Surat)	38,250	38,250
Deposit For Rent (Sumel-11 (Rent *3)	1,053,507	974,571
Deposit for Rent (shop 10 , Block D , Sumel-11)	50,000	
Deposit for Security to Indian Railway	-	43,990
Deposit For Rent (Ashok Kumar Vyas)	2,500	2,500
Deposit for Rent (Ludhiana)	27,000	
Deposit for Rent (DR RABIN BHUBNESWAR)	27,000	
RIM 9327004524 Deposit	2,000	2,000
Deposit for Rent (Coimbatore)	50,000	
Deposit as Security to Andhra Pradesh Power	2,318	
SBI F.D. (39283728391)	-	10,000,000
SBI F.D. (39283722912)	-	5,000,000
Torrent Power Deposit	143,045	143,045
Deposit For Bhimashanker (Refundable)	5,000	5,000
DGFT License Receivable	31,763	114,188
GST Receivable	-	-
Duty and Taxes Receivable	250,346	210,856
Deposit for GSECL	-	18,993
Interest Receivables	1,069,759	54,987
Deposit for Rent(Jamshedpur)	40,000	40,000
GST Electronic Credit Ledger	2,775,316	3,011,483
GST Electronic Cash Ledger	59,884	13,912
VAT Credit Carried Forward	304,829	401,878
Total	27,527,016	25,637,359

For, M. R. ORGANISATION LIMITED
Mayur Kamdar
MANAGING DIRECTOR
MAYUR KAMDAR
DIN NO: 00369341



For, M. R. ORGANISATION LIMITED
Pranali Kamdar
Authorised Signatory/Director
PRANALI KAMDAR
DIN NO: 00971115

Pranali Kamdar
Pranali Kamdar

M.R. ORGANISATION LIMITED
Notes forming part of the financial statements

Note 14 Revenue from operations

Particulars	For the Period 01.04.21 to 30.09.21	For the Period 01.04.20 to 30.09.20
	Rs.	Rs.
Domestic Sales	93,909,556.36	66,915,104.95
Net Export Sales	59,008,400.51	60,214,238.90
Total	152,917,957	127,129,344

Note 15 Other Income

Particulars	For the Period 01.04.21 to 30.09.21	For the Period 01.04.20 to 30.09.20
	Rs.	Rs.
Forex Gain/Loss	301,240.53	29,194.20
Out Bond Dispatch Cost	2,917,569.20	3,122,203.65
Export Incentive Scheme	725,547.00	703,625.00
Write Off Creditors	112,290.58	(6,300.41)
Amt received against MACTECH CAIRO EGYPT exhibition from EEPC	-	41,862.00
Profit on Sale of Asset	-	5,323.13
Dividend on Shares	-	90.00
Short Term Capital Gain	119,401.51	551,131.66
Other Income	300,639.89	118,054.27
Int received on SBI FD	806,266.00	-
Int received on Sweep A/c	101,725.00	8,395.00
Reversal of Income Tax	-	163,343.00
Total	5,384,680	4,736,922

Note 16 Direct Expense

Particulars	For the Period 01.04.21 to 30.09.21	For the Period 01.04.20 to 30.09.20
	Rs.	Rs.
Electricity Expense	847,381.00	428,166.00
Manufacturing Expense	321,710.00	231,804.00
Labour Charges	788,539.37	1,274,238.17
Tools & Bags	-	114.00
Freight & Carriage	6,932,623.00	4,415,224.59
Custom Duty-Landed Cost	826,063.72	858,567.86
Total	9,716,317	7,208,115

Note 16.A Purchase of traded goods

Particulars	For the Period 01.04.21 to 30.09.21	For the Period 01.04.20 to 30.09.20
	Rs.	Rs.
RAW MATERIAL PURCHASE	3,034,394.93	2,296,023.64
FINISH GOODS PURCHASE	62,897,266.13	47,886,089.29
CONSUMABLE PURCHASE	439,686.86	172,783.45
PACKING MATERIAL PURCHASE	441,195.15	264,244.12
DIES & TOOLS PURCHASE	-	360,016.14
SAMPLE ITEM PURCHASE	2,751,001.96	2,605,029.10
STATIONERY ITEM PURCHASE	292,226.48	118,958.77
Total	69,855,772	53,703,145

For, M. R. ORGANISATION LIMITED

Manu Kamdar
MANAGING DIRECTOR
MAYUR KAMDAR
DIN NO: 00369341

For, M. R. ORGANISATION LIMITED

Pranali Kamdar
Authorised Signatory/Director
PRANALI KAMDAR
DIN NO: 00971115



Subhash
Royankar

Note 17 Employee benefits expense

Particulars	For the Period 01.04.21 to 30.09.21	For the Period 01.04.20 to 30.09.20
	Rs.	Rs.
Statutory Contribution	2,428,782	799,809
HRA	4,292,608	1,602,196
LTA	2,670,776	1,623,570
Medical Allownce	2,183,827	1,477,384
Other Deduction-Salary	-13,868	-50,116
Overtime Exp.	496,174	-843
Salary & Wages Expense	11,530,329	5,868,734
Special Allownce	1,278,902	2,065,959
Staff Welfare Exp.	2,301,979	773,869
Transport Allownce	-	1,566,257
Remuneration(Including Sitting Fees)	2,696,000	1,124,999
Medical Exp.	16,470	13,540
Total	29,881,979	16,865,358

For, M. R. ORGANISATION LIMITED

Man Kamdar

**MANAGING DIRECTOR
MAYUR KAMDAR
DIN NO: 00369341**



For, M. R. ORGANISATION LIMITED

Pranali Kamdar
Authorised Signatory/Director

**PRANALI KAMDAR
DIN NO: 00971115**

Silfain
Royankajefto

M.R.ORGANISATION LIMITED

Notes forming part of the financial statements

Note 18 Finance costs		
Particulars	For the Period 01.04.21 to 30.09.21	For the Period 01.04.20 to 30.09.20
	Rs.	Rs.
Bank Charges	287,016	136,486
Realised Foreign Exchange Loss	766,110	345,456
Interest Expense	7,755	111,371
Loan Processing Charges	118,000	-
Total	1,178,881	593,313

Note 19 Other expenses		
Particulars	For the Period 01.04.21 to 30.09.21	For the Period 01.04.20 to 30.09.20
	Rs.	Rs.
Annual Company Meeting Tour Expense	-	-
Audit Fees & Income Tax Fees	24,500	-
Bad Debts	278,429	135,543
Brokrage on shares	-	4,303
Business promotion Expenses	146,648	-
Commission Exp.	7,554,653	8,927,380
Consultation Charges	12,000	214,299
Contribution Expense - GLWF	2,646	2,160
CSR Expense	900,000	-
Maintenance Exp-Sumel & Other Office	433,594	-
Donation Exp.	-	115,500
Other Expense (Including loss On sale of Asset)	20,844	-
Packing Charges	84,585	-
Government Application fees for DGFT License	6,000	2,000
GST-ITC Not allowed Expense	173,344	124,145
Housekeeping Exp	151,569	76,979
Import Warehouse Charges	42,868	-
Insurance Expense	692,799	2,461,638
Internet Exp	105,020	100,732
Legal Expense	5,790	6,750
Manpower Expense	-	-
Membership Fee	85,147	118,118
Milk Expense	22,325	26,797
Office Expense/ Back Office Charges	217,310	128,864
Other Services Auxiliary to financial service	46,000	56,000
Pooja Expense	27,984	10,841
Post & Couriers Exp.	45,010	29,811
A.M.C. Charges-SAP	-	-
Professional Fees	200,797	176,347
R O C Charges	3,600	1,200
Forex Loss as per AS11	-	-
Kasar	-	-
Recruitment Expense	209,385	21,120
Rent	3,109,250	2,439,766
Repair & Maintenance Exp	1,648,690	2,341,868
Rounding Off	343	45
Securities transactions tax	-	1,712
Security Charges	471,823	311,400
Selling & Distribution Expense	1,357	39,152
Rent/Leasing of Computer Equipments	858,300	-



Suljain

Boyankefleto

Renewal for Cyberroam software	13,500	-
Gratuity Expense	521,940	-
Short term loss on sell of shares	-	2,037
Stamp duty on shares	-	234
Stationary & Printing Exp.	113,054	31,460
Registration Fees on Sumel 11	214,650	-
Taxes (IT & Other)	2,400	2,400
Telephone & Mobile Exp.	111,971	86,712
Tendor Registration Fees	25,000	2,650
Transportation	-	852,903
Travelling Expense-Domestic	2,997,268	1,131,567
Travelling Expense-Foreign	1,130,587	438,130
Water Expense	49,495	42,582
Web Site Hosting Space Exp.	3,348	7,899
Total	22,722,955	20,515,911

For, M. R. ORGANISATION LIMITED

Mayur Kamdar

MANAGING DIRECTOR

MAYUR KAMDAR

DIN NO: 00369341



For, M. R. ORGANISATION LIMITED

Pranali Kamdar

Authorised Signatory/Director

PRANALI KAMDAR

DIN NO: 00971115

Siddhant *Royankar*

Note 23 - Foreign Currency Earnings & Expenditure

Particulars	As at 30 Sep, 2021
Expenditure in Foreign Currency (Rs) :	13,543,191
Earnings in Foreign Currency (Rs) :	61,925,970


For, M. R. ORGANISATION LIMITED

Mayur Kamdar

MANAGING DIRECTOR

MAYUR KAMDAR

DIN NO: 00369341



For, M. R. ORGANISATION LIMITED

Pranali Kamdar


Authorised Signatory/Director


PRANALI KAMDAR

DIN NO: 00971115


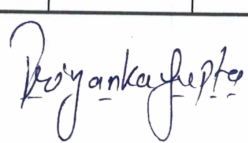
Silky Jain *Rajankar*

Note	Particulars						
20.20	Related party transactions						
	Details of related parties:						
	Description of relationship	Names of related parties					
	Holding Company						
	Fellow Subsidiary Company	M.R. ORGANISATION (USA) LLC, M.R.ORGANISATION EUROPE BVBA					
	Key Management Personnel (KMP)	MAYUR KAMDAR, PRANALI KAMDAR , SILKY JAIN , PRIYANKA GUPTA					
	Non Executive Director	Jigar Shah, Priyank Shah, Tejas Shah , Rasesh Shah					
	Sister Concerns (Partnership Firms or companies in which Directors/relatives of directors are partner or directors)	Mayur Textile Industries, M.R.Export Inc., Prime Compressor Service Pvt Limited,Abhishek Organizers Private Limited					
	Relatives of KMP	MIRAGE SHAH,RUCHIKA SHAH					
	Note: Related parties have been identified by the Management.						
	Details of related party transactions during the year ended 30th September, 2021 and balances outstanding as at 30st September, 2021:						
		Holding Company	Fellow Subsidiaries	KMP/ NON EXECUTIVE DIRECTOR	Sister Concern	Relatives of KMP	Total
	SALES :						
	M.R.ORGANISATION USA LIMITED		24,736,433				24,736,433
	M.R.ORGANISATION EUROPE BVBA		29,699,688				29,699,688
	M.R.Export Incorporation		-				-
	Prime Compressor Service Pvt Limited		-				-
	Mayur Textile Industries		-				-
	Purchase						
	M.R.ORGANISATION USA LIMITED		-				-
	M.R.ORGANISATION EUROPE BVBA		-				-
	Prime Compressor Service Pvt Limited		-		29,594,550		29,594,550
	M.R.Export Incorporation		-				-
	Mayur Textile Industries		-				-
	COMMISSION :						
	M.R.ORGANISATION EUROPE BVBA	2,969,974					2,969,974
	M.R.ORGANISATION USA LLC	2,473,759					2,473,759
	Abhishek Organizers Private Limited						-
	Mirage Rasesh Shah						-
	Ruchika Rasesh Shah						-
	REMUNERATION & SALARY						
	Mayur Kamdar			1,764,000			1,764,000
	Pranali Kamdar			882,000			882,000
	Rasesh Shah			75,000			75,000
	Silky Jain			214,620			214,620
	Priyanka Gupta			174,082			174,082
	DIRECTOR'S FEES:						
	Tejas Girish Shah			25,000			25,000
	Priyank Shirishbhai Shah			25,000			25,000
	ADVANCE GIVEN TO						
	Abhishek Organizers Private Limited						-
	INTEREST INCOME						
	Abhishek Organizers Private Limited						-
	LOANS GIVEN DURING THE YEAR:						
	PRANALI KAMDAR						-
	MAYUR KAMDAR						-
	LOANS REPAID DURING THE YEAR						
	MAYUR KAMDAR						-
	PRANALI KAMDAR						-
	M.R.ORGANISATION EUROPE BVBA						-
	Loans At The End Of Year						
	MAYUR KAMDAR						-
	PRANALI KAMDAR						-
	INTEREST:						
	MAYUR KAMDAR			1,250			1,250
	PRANALI KAMDAR			694			694
	RENT:						
	MAYUR TEXTILE INDUSTRIES				120,000		120,000
	MAYUR KAMDAR			99,000			99,000

For M. R. ORGANISATION LIMITED

MANAGING DIRECTOR
MAYUR KAMDAR
DIN NO: 00369341

For, M. R. ORGANISATION LIMITED

Authorised Signatory/Director


PRANALI KAMDAR
DIN NO: 00971115

11
FINANCIAL STATEMENTS

OF

M.R.ORGANISATION LIMITED

(CONSOLIDATED)

CIN: L29305GJ2013PLC074365

FOR THE PERIOD

01.04.2021 TO 30.09.2021

N.M.Pathak & Co.

NITIN MAHESHKUMAR PATHAK
B-1111, Mondeal Heights,
Nr. Wide-Angle, Iscon-Circle,
Ahmedabad-380015.
Phone: 9825804094
E-mail nitinmpathak@gmail.com

Independent Auditor's Review Report On consolidated unaudited Half yearly and year to date financial results of the Company Pursuant to the Regulation 33 of the SEBI (Listing Obligations and Disclosure Requirements) Regulations, 2015

To,
The Board of Directors,
M.R. Organisation Limited

1. We have reviewed the accompanying Statement of Consolidated Unaudited Financial Results of **M.R. Organisation Limited** ("the Parent") and its subsidiaries (the Parent and its subsidiaries together referred to as "the Group"), and its share of the net profit after tax and total comprehensive income of its associates and joint ventures for the half year ended **30th Sep 2021** and for the period from **01.04.2021** to **30.09.2021** ("the Statement"), being submitted by the Parent pursuant to the requirement of Regulation 33 of the SEBI (Listing Obligations and Disclosure Requirements) Regulations, 2015, as amended. Attention is drawn to the fact that the consolidated figures for the corresponding half year ended **30th Sep 2021** and the corresponding period from **01.04.2021** to **30.09.2021**, as reported in these financial results have been approved by the Parent's Board of Directors, but have not been subjected to review.

2. This Statement, which is the responsibility of the Parent's Management and approved by the Parent's Board of Directors, has been prepared in accordance with the recognition and measurement principles laid down in Indian Accounting Standard 34 "Interim Financial Reporting" ("Ind AS 34"), prescribed under Section 133 of the Companies Act, 2013, and other accounting principles generally accepted in India. Our responsibility is to express a conclusion on the Statement based on our review.



3. We conducted our review of the Statement in accordance with the Standard on Review Engagements (SRE) 2410 "Review of Interim Financial Information Performed by the Independent Auditor of the Entity", issued by the Institute of Chartered Accountants of India. A review of interim financial information consists of making inquiries, primarily of persons responsible for financial and accounting matters, and applying analytical and other review procedures. A review is substantially less in scope than an audit conducted in accordance with Standards on Auditing and consequently does not enable us to obtain assurance that we would become aware of all significant matters that might be identified in an audit. Accordingly, we do not express an audit opinion.

We also performed procedures in accordance with the circular issued by the SEBI under Regulation 33 (8) of the SEBI (Listing Obligations and Disclosure Requirements) Regulations, 2015, as amended, to the extent applicable.

4. The Statement includes the results of the following entities:

- M.R.Organisation Limited ("The Parent")
- M.R.Organisation Europe BVBA ("The Subsidiary")
- M.R.Organisation (USA) LLC ("The Subsidiary")

5. Based on our review conducted and procedures performed as stated in paragraph 3 above, nothing has come to our attention that causes us to believe that the accompanying Statement, prepared in accordance with the recognition and measurement principles laid down in the aforesaid Indian Accounting Standard and other accounting principles generally accepted in India, has not disclosed the information required to be disclosed in terms of Regulation 33 of the SEBI (Listing Obligations and Disclosure Requirements) Regulations, 2015, as amended, including the manner in which it is to be disclosed, or that it contains any material misstatement.

6. The consolidated unaudited financial results includes the interim financial statements/ financial information/ financial results of **Two (2) subsidiaries – M.R.Organisation Europe BVBA and M.R.Organisation (USA) LLC** which have not been reviewed/audited by their auditors, whose interim financial statements/ financial information/ financial results reflect total assets of ₹.67,350,126 and ₹. 48,738,318 as at **30.09.2021 respectively**, and total revenue of ₹.74,383,323 and ₹.49,180,475 , total net profit after tax of ₹.11,363,337 and ₹. 9,450,401 for the half year ended **30th Sep 2021** and for the period from



01.04.2021 to 30.09.2021, respectively, and cash flows (net) of ₹. 25,016,340 for the period from 01.04.2021 to 30.09.2021, as considered in the consolidated unaudited financial results. According to the information and explanations given to us by the Management, these interim financial statements / financial information / financial results are not material to the Group.

Our conclusion on the Statement is not modified in respect of the above matter.



For N.M. Pathak & Co.
Chartered Accountants

Nitin M. Pathak

CA Nitin M. Pathak
Proprietor
Membership No.: 037802
UDIN:

Place of signature: Ahmedabad
Date: 2nd November 2021

M.R.ORGANISATION LIMITED
BALANCE SHEET AS ON 30th September 2020

Particulars	Note No.	As at 30th Sep, 2021				As at 30th Sep, 2020			
		MRO INDIA	MRO EUROPE BVBA	MRO US	Total (Excluding Intra Company Transactions)	MRO INDIA	MRO EUROPE BVBA	MRO US	Total (Excluding Intra Company Transactions)
A EQUITY AND LIABILITIES									
1 Shareholders' funds									
(a) Share capital	1	25,837,500	1,350,254	54,980	25,837,500	25,837,500	1,350,254	54,980	25,837,500
(b) Reserves and surplus	2	207,570,094	46,920,316	42,333,203	295,689,516	135,029,557	27,480,594	190,760,624	
(c) Money received against share warrants									
2 Share application money pending allotment									
3 Non-current liabilities									
(a) Long-term borrowings									
(b) Deferred tax liabilities (net)									
(c) Other long-term liabilities									
(d) Long-term provisions for Gratuity		4,583,136.71			4,583,137				4,074,679
(e) Minority Interest	2A		261,919		261,919		166,712		166,712
4 Current liabilities									
(a) Short-term borrowings(B.O.D)	3								
(b) Trade payables	4	48,831,545	15,559,071	2,688,905	36,715,747	26,589,535	14,989,246	7,477,857	27,024,368
(c) Other current liabilities	5	3,569,171	385,245	61,427	4,015,843	2,781,739	255,841	102,927	3,140,507
(d) Short-term provisions	6	23,434,135	1,781,851	135,599	25,351,584	11,462,189	3,482,250	114,232	15,058,672
(e) Foreign Currency Translation Reserve			1,091,470	3,464,204	4,555,674		2,053,521	3,780,364	5,833,888
TOTAL		313,825,581	67,350,126	48,738,318	397,010,920	205,775,199	51,682,394	39,010,954	271,896,949

See accompanying notes to the financial statements

In terms of our report attached.

For M PATHAK & CO.

Firm Registration No. 107786W

Chartered Accountants

M. Pathak

Nitin M. Pathak

Proprietor

Membership No. 037802

Place: Ahmedabad

Date: 2nd November, 2021



For, M. R. ORGANISATION LIMITED

M. R. Kamdar

MANAGING DIRECTOR

Director

FOR AND ON BEHALF OF THE BOARD OF DIRECTORS

For, M. R. ORGANISATION LIMITED

Pranali Kamdar

Authorised Signatory/Director

MAYUR KAMDAR

DIN NO: 00369341

PRANALI KAMDAR

DIN NO: 00971115

Pranali Kamdar

SubJain

M.R.ORGANISATION LIMITED
BALANCE SHEET AS ON 30th September 2021

Particulars	Note No.	As at 30th Sep, 2021				As at 30th Sep, 2020			
		MRO INDIA	MRO EUROPE BVBA	MRO US	Total [Excluding Intra Company Transactions]	MRO INDIA	MRO EUROPE BVBA	MRO US	Total [Excluding Intra Company Transactions]
B ASSETS									
1 Non-current assets									
(a) Fixed assets									
(i) Tangible assets	7	17,292,387	24,346		17,316,733	14,291,439	98,207		14,389,645
(ii) Intangible assets									
(iii) Capital work-in-progress									
(iv) Intangible assets under development									
(v) Fixed assets held for sale									
(a)(j) Advertisement Deferred revenue exp									
(b) Non-current investments	8	2,539,331				2,539,331			
(c) Deferred tax assets (net)		2,340,263.99			2,340,264	2,217,782			2,217,782
(d) Long-term loans and advances									
(e) Other non-current assets	9								
2 Current assets									
(a) Current investments	10	40,972,930			40,972,930	6,173,185			6,173,185
(b) Inventories	11	123,854,830	22,958,604	16,668,835	163,482,269	92,019,491	12,765,662	15,191,143	119,976,296
(c) Trade receivables	12	70,769,774	41,742,689	27,355,014	109,503,703	41,793,070	34,628,413	19,933,814	74,323,030
(d) Cash and cash equivalents	13	20,496,749	2,116,474	2,403,118	25,016,340	21,103,542	2,782,386	1,465,485	25,351,413
(e) Short-term loans and advances	14	8,032,300	-9,966		8,022,334				
(f) Other current assets	15	27,527,016	517,980	2,311,351	30,356,346	25,637,359	1,407,726	2,420,512	29,465,597
(g) Foreign Currency Translation Reserve									
TOTAL		313,825,581	67,350,126	48,738,318	397,010,920	205,775,199	51,682,394	39,010,954	271,896,949

See accompanying notes to the financial statements

In terms of our report attached.

For M PATHAK & CO.

Firm Registration No. 107786W

Chartered Accountants



Nitin M. Pathak

Proprietor

Membership No. 037802

Place: Ahmedabad

Date: 2nd November, 2021

For M. R. ORGANISATION LIMITED

M. R. Kamdar

MANAGING DIRECTOR

MAYUR KAMDAR

DIN NO: 00369341

FOR AND ON BEHALF OF THE BOARD OF DIRECTORS

For, M. R. ORGANISATION LIMITED

Pranali Kamdar
Director

Authorised Signatory/Director

PRANALI KAMDAR

DIN NO: 00971115

Pranali Kamdar

**Consolidated Cash Flow Statement of
M.R ORGANISATION LIMITED
for the year ended 30th Sept, 2021**

Particulars	For the half year ended 30th Sep, 2021		For the half year ended 30th Sep, 2020	
A. Cash flow from operating activities				
Net Profit / (Loss)	57,778,109.11		39,562,023.67	
Increase in Foreign Exchange Translation Reserve	-95,843.00		3,163,906.04	
Add: Provision For Taxation				
Increase in Other Reserve				
Adjustments for:				
Depreciation and amortisation	2,945,456.67		1,898,034.86	
Non Cash Expenditure - Preliminary Expenses	-		-	
Non Cash Expenditure - Provision of Gratuity	521,949.00			
Finance costs	1,528,056.74		1,516,941.81	
Net (gain) / loss on sale of investments				
Profit on sale of Asset				
Loss on Sale of Asset	-		5,323.13	
Increase in Deferred tax Assets				
Net unrealised exchange (gain) / loss				
Operating profit / (loss) before working capital changes				
Changes in working capital:				
Adjustments for (increase) / decrease in operating assets:				
Inventories	-19,046,253.90		-16,338,257.78	
Trade receivables	-29,426,660.92		-35,002,178.00	
Other current assets	-5,083,864.20		-11,248,522.64	
Adjustments for increase / (decrease) in operating liabilities:				
Trade payables	10,182,108.79		20,970,561.00	
Other current liabilities	-1,115,378.99		1,936,443.88	
Short-term provisions	564,256.34		-959,076.26	
(-) Taxes Paid				
Net cash flow from / (used in) operating activities (A)	18,751,935.64	18,751,935.64	5,505,199.71	5,505,199.71
B. Cash flow from investing activities				
New Short Term Loans & Advance Granted/Recovered				
Investment Purchased/Sold	-13,828,859.41		13,768,871.75	
Proceeds from sale of fixed assets			-5,676.00	
Asset purchased during the year	-1,494,855.00		-2,366,670.80	
Short Term Loans And Advances	-8,022,334.06		1,092,644.00	
Long Term Loans & Advance Recovered Back				
Net cash flow from / (used in) investing activities (B)	-23,346,048.47	-23,346,048.47	12,489,168.95	12,489,168.95
C. Cash flow from financing activities				
Proceeds from issue of equity shares				
Proceeds from Share Premium Received				
Proceeds from Short-term borrowings	-36,094.00		22,192.00	
Acceptance/Repayment of long-term borrowings				
Finance cost	-1,528,056.74		-1,516,941.81	
Minority Interest	61,695.18		35,203.34	
Net cash flow from / (used in) financing activities (C)	-1,502,455.57	-1,502,455.57	-1,459,546.47	-1,459,546.47
Net increase / (decrease) in Cash and cash equivalents (A+B+C)		-6,096,568.40		16,534,822.19
Cash and cash equivalents at the beginning of the year	31,112,908.00	31,112,908.00	8,816,591.00	8,816,591.00
Cash and cash equivalents at the end of the year		25,016,339.60		25,351,413.19

See accompanying notes to the financial statements


In terms of our report attached.

For N M PATHAK & CO.

Firm Registration No. 107786W

Chartered Accountants

Nitin M. Pathak
Proprietor
Membership No. 037802



Place: Ahmedabad
Date: 2nd November, 2021

FOR AND ON BEHALF OF THE BOARD OF DIRECTORS

Director
For, M. R. ORGANISATION LIMITED
Mayur Kamdar
MANAGING DIRECTOR

Director
For, M. R. ORGANISATION LIMITED
Pranali Kamdar
Authorised Signatory/Director

MAYUR KAMDAR
DIN NO: 00369341

PRANALI KAMDAR
DIN NO: 00971115

Siddhant

Royankajestha

M.R. ORGANISATION LIMITED
Statement of Profit and Loss for the half year ended 30th Sept, 2021

Particulars	Note No.	For the Period 01.04.21 to 30.09.2021			For the Period 01.04.20 to 30.09.2020				
		MRO INDIA	MRO EUROPE BVBA	MRO US	TOTAL	MRO INDIA	MRO EUROPE BVBA	MRO US	TOTAL
A CONTINUING OPERATIONS									
1 Revenue from operations (gross)	16	152,917,957	67,538,996	45,424,158	265,881,111	127,129,344	60,052,861	35,157,703	222,339,908
Less: Excise duty									
Revenue from operations (net)		152,917,957	67,538,996	45,424,158	265,881,111	127,129,344	60,052,861	35,157,703	222,339,908
2 Other income	17	5,384,680	6,844,327	3,756,318	15,985,325	4,736,922	7,258,446	3,114,556	15,109,924
3 Total revenue (1+2)		158,302,637	74,383,323	49,180,475	281,866,435	131,866,265	67,311,306	38,272,260	237,449,832
4 Expenses									
(a) Direct Expense	18	9,716,317	5,966,648	3,218,556	18,901,521	7,208,115	5,037,418	1,986,241	14,231,773
(b) Purchases of stock-in-trade	18.A	69,855,772	53,950,514	32,839,270	156,645,555	53,703,145	48,381,860	31,448,377	133,533,382
(c) Changes in inventories of finished goods,		-14,928,782	-2,418,272	-1,629,538	-18,976,591	-9,890,850	107,568	-5,337,136	-15,120,417
(d) Employee benefits expense	19	29,881,979	1,922,193	2,278,680	34,082,852	16,865,358	1,821,103	3,247,495	21,933,956
(e) Finance costs	20	1,178,881	176,857	172,318	1,528,057	593,313	787,024	136,605	1,516,942
(f) Amortisation expense									
(g) Depreciation	7	2,911,143	34,129	34,129	2,945,273	1,842,191	55,844	1,898,035	1,898,035
(g) Other expenses	21	22,722,955	3,387,917	2,850,788	28,961,660	20,515,911	4,636,556	4,370,073	29,522,539
Total expenses (4)		121,339,265	63,019,986	39,730,075	224,088,326	90,837,182	60,827,374	35,851,655	187,516,211
5 Profit / (Loss) before exceptional and extraordinary items and tax (3 - 4)		36,964,371	11,363,337	9,450,401	57,778,109	41,029,083	6,483,933	2,420,605	49,933,621
6 Exceptional Items/(Input Tax Credit of Earlier years Written Off)									
7 Profit / (Loss) before extraordinary items and tax (5 + 6)		36,964,371	11,363,337	9,450,401	57,778,109	41,029,083	6,483,933	2,420,605	49,933,621
8 Extraordinary items									
9 Profit / (Loss) before tax (7 + 8)		36,964,371	11,363,337	9,450,401	57,778,109	41,029,083	6,483,933	2,420,605	49,933,621
10 Tax expense:									
(a) Provision for income tax									
(b) (Less): MAT credit (where applicable)									
(c) Current tax expense									
(d) Net current tax expense									
(e) Deferred tax Asset	30								
11 Profit / (Loss) from total operations (9 + 10)		36,964,371	11,363,337	9,450,401	57,778,109	41,029,083	6,483,933	2,420,605	49,933,621
12 Profit / (Loss) for the year (11)		36,964,371	11,363,337	9,450,401	57,778,109	41,029,083	6,483,933	2,420,605	49,933,621

See accompanying notes to the financial statements

In terms of our report attached.

For N M PATHAK & CO.

Firm Registration No. 107785W

Chartered Accountants

Nitin M Pathak

Proprietor

Member Ship No. 037802

Place: Ahmedabad

Date: 2nd November, 2021

For, M. R. ORGANISATION LIMITED

M. R. Pathak

MANAGING DIRECTOR

MAYUR KAMDAR

DIN NO: 00369341

For, M. R. ORGANISATION LIMITED

Pranali Kamdar

Authorised Signatory/Director

PRANALI KAMDAR

DIN NO: 00971115

Director

Sulphur
Pranali Kamdar

M.R. ORGANISATION EUROPE B.V.B.A

Statement showing bifurcation of Own Stake and minority stake in Profit and Loss Statement:

Particulars	Note No.	For the Period 01.04.21 to 30.09.2021			For the Period 01.04.20 to 30.09.2020		
		Own Stake	Minority Interest	Total	Own Stake	Minority Interest	Total
CONTINUING OPERATIONS		99.46%	0.54%	100.00%	99.46%	0.54%	100.00%
1 Revenue from operations (gross)	14	67,538,996	366,691	67,905,687	60,052,861	326,046	60,378,907
Less: Excise duty				-			
Revenue from operations (net)		67,538,996	366,691	67,905,687	60,052,861	326,046	60,378,907
2 Other income	15	6,844,327	37,160	6,881,487	7,258,446	39,408	7,297,854
3 Total revenue (1+2)		74,383,323	403,851	74,787,174	67,311,306	365,455	67,676,761
4 Expenses							
(a) Direct Expense	16	5,966,648	32,395	5,999,043	5,037,418	27,350	5,064,767
(b) Purchases of stock-in-trade	16.A	53,950,514	292,915	54,243,428	48,381,860	262,681	48,644,541
(c) Changes in inventories of finished goods, work-in-progress and stock-in-trade		-2,418,272	-13,130	-2,431,401	107,568	584	108,152
(d) Employee benefits expense	17	1,922,193	10,436	1,932,629	1,821,103	9,887	1,830,991
(e) Finance costs	18	176,857	960	177,817	787,024	4,273	791,297
(f) Amortisation expense		-	-	-	-	-	-
(g) Depreciation	7	34,129	185	34,314	55,844	303	56,147
(h) Other expenses	19	3,387,917	18,394	3,406,311	4,636,556	25,173	4,661,730
Total expenses (4)		63,019,986	342,156	63,362,142	60,827,374	330,251	61,157,625
5 Profit / (Loss) before exceptional and extraordinary items and tax (3 - 4)		11,363,337	61,695	11,425,032	6,483,933	35,203	6,519,136
Add/Less:							
6 Exceptional Items		-	-	-	-	-	-
7 Profit / (Loss) before extraordinary items and tax (5 + 6)		11,363,337	61,695	11,425,032	6,483,933	35,203	6,519,136
8 Extraordinary items		-	-	-	-	-	-
9 Profit / (Loss) before tax (7 + 8)		11,363,337	61,695	11,425,032	6,483,933	35,203	6,519,136
10 Tax expense:							
(a) Provision for income tax		-	-	-	-	-	-
(b) (Less): MAT credit		-	-	-	-	-	-
(c) Current tax expense		-	-	-	-	-	-
(d) Net current tax expense		-	-	-	-	-	-
(e) Deferred tax Asset		-	-	-	-	-	-
11 Profit / (Loss) from total operations		11,363,337	61,695	11,425,032	6,483,933	35,203	6,519,136
12 Profit / (Loss) for the year (11)		11,363,337	61,695	11,425,032	6,483,933	35,203	6,519,136

Pravinankar

Subhakar



For, M. R. ORGANISATION LIMITED
Manoj D. K.
 MANAGING DIRECTOR

MAYUR KAMDAR
 DIN NO: 00369341

For, M. R. ORGANISATION LIMITED
P. M. K.
 Authorised Signatory/Director

PRANALI KAMDAR
 DIN NO: 00971115

M.R.ORGANISATION LIMITED
Notes forming part of the financial statements

Note 1 Share capital

Particulars	As at 30th Sep, 2021			As at 30th Sep, 2020		
	MRO INDIA	MRO EUROPE BVBA	MRO US	MRO INDIA	MRO EUROPE BVBA	MRO US
(a) Authorised Equity shares of 10 each.						
(b) Issued # Equity shares of 10 each.	25,837,500	1,357,428	54,980	25,837,500	1,357,428	54,980
(c) Subscribed by M.R. Organisation Limited (Stake : 99.46%)	25,837,500	1,350,254	54,980	25,837,500	1,350,254	54,980
Total	25,837,500	1,350,254	54,980	25,837,500	1,350,254	54,980
						25,837,500
						25,837,500

Note 2 Reserves and surplus

Particulars	As at 30th Sep, 2021			As at 30th Sep, 2020		
	MRO INDIA	MRO EUROPE BVBA	MRO US	MRO INDIA	MRO EUROPE BVBA	MRO US
Reserves & Surplus	170,605,723		1,134,097	104,372,071		1,134,097
Pre Acquisition Profit						
Opening Balance	35,556,979		31,748,705	22,900,637		23,925,892
Current Year	36,964,371	11,363,337	9,450,401	30,657,486	6,483,933	2,420,605
Total	207,570,094	46,920,316	42,333,203	135,029,557	29,384,570	27,480,594
						190,760,424

Note 3 Short term borrowings

Particulars	As at 30th Sep, 2021			As at 30th Sep, 2020		
	MRO INDIA	MRO EUROPE BVBA	MRO US	MRO INDIA	MRO EUROPE BVBA	MRO US
Other loans and liabilities						
Bank Overdraft						
Total						

Note 2A:- Minority Interest

Particulars	As at 30th Sep, 2021			As at 30th Sep, 2020		
	MRO INDIA	MRO EUROPE BVBA	MRO US	MRO INDIA	MRO EUROPE BVBA	MRO US
(i) Equity Share Capital of Minority Stake		7,174			7,174	
(ii) Share of Minority in Profit/ Loss						
Opening Balance		193,050				
Current Year		61,695				
Total		261,919			166,712	
						166,712

For, **M. A. ORGANISATION LIMITED**

For, **M. R. ORGANISATION LIMITED**

MANAGING DIRECTOR

MAYUR KAMDAR

DIN NO: 00369341

For, **M. R. ORGANISATION LIMITED**
Authorised Signatory/Director

PRANALI KAMDAR

DIN NO: 00971115



Signature

Signature

M.R.ORGANISATION LIMITED
Notes forming part of the financial statements

Note 4 Trade payables

Particulars	As at 30th Sep, 2021			As at 30th Sep, 2020				
	MRO INDIA	MRO Europe BVBA	MRO US	Total (Excluding Intra Company Transactions)	MRO INDIA	MRO Europe BVBA	MRO US	Total (Excluding Intra Company Transactions)
Trade payables:								
Intra Company Creditors:-								
M.R. Organisation Limited			1,354,430					
M.R. Organisation USA LLC	10,414,400	5,981,473	-				4,288,558	
M.R.Organisation Europe B.V.B.A	12,613,471	-	1,334,475.00	36,715,747	5,354,318	51,970	338,354	
Other Creditors	25,803,674	9,577,597.94	2,688,905		7,931,868		2,850,945	
TOTAL	48,831,545	15,559,071	2,688,905	36,715,747	26,589,535	14,989,246	7,477,857	27,024,368

For, M. R. ORGANISATION LIMITED
M. R. Organisation
MANAGING DIRECTOR

MAYUR KAMDAR
DIN NO: 00369341

For, M. R. ORGANISATION LIMITED
Pranali Kamdar
Authorised Signatory/Director

PRANALI KAMDAR
DIN NO: 00971115



S. M. Jain

Pranali Kamdar

M.R.ORGANISATION LIMITED
Notes forming part of the financial statements

Note 5 Other current liabilities

Particulars	As at 30th Sep, 2021				As at 30th Sep, 2020			
	MRO INDIA	MRO Europe BVBA	MRO US	TOTAL	MRO INDIA	MRO Europe BVBA	MRO US	TOTAL
Duties and Taxes				-				-
Vishal Parikh Reimbursement A/C				-				-
Preeti Reimbursement A/C				-				-
Salary Payable	3,508,824.00	141,110	-	3,649,934	2,704,007	139,354	-	2,843,361
P.F. E.S.I and Professional Tax	25,350.00	95,354	45,608	166,312	24,638	116,486	102,927	244,052
Goods Received But Not Invoice			15,819	15,819				
VAT Tax Payable		148,781		148,781				
Accrued Expense				-				-
Expenses Payable				-				-
Water usage Penalty				-				-
Directors Current AC	34,997.01			34,997	38,093			38,093
Sitting Fees Payable				-				-
Durgesh Verma (Advance)				-				-
Total	3,569,171	385,245	61,427	4,015,843	2,781,739	255,841	102,927	3,140,507

Particulars	As at 30th Sep, 2021				As at 30th Sep, 2020			
	MRO INDIA	MRO Europe BVBA	MRO US	TOTAL	MRO INDIA	MRO Europe BVBA	MRO US	TOTAL
Provision for Audit & Income Tax Fees				-				-
Provision for Payroll Taxes Payable				-				-
Provision for Unrealised Exchange Gain/Loss				-				-
Provision for Taxation:-	616,885.03			616,885	769,255			769,255
ESI Payable	22,817,249.56	1,781,851.20		24,599,101	10,692,934	3,482,250		14,175,184
PF Payable	36,495.00			36,495	30,628			30,628
Professional Tax Payable	252,880.00			252,880	143,125			143,125
TDS Payable	27,240.00			27,240	21,580			21,580
TCS Payable	222,964.50			222,964.50	125,934			125,934
GST Payable	-2.94			-2.94	70			70
Payroll Taxes	34,798.00			34,798				
Income Tax Payable	22,242,875.00		135,599	22,378,470			114,232	22,492,702
Provision for Federal Tax				-				-
Total	23,434,135	1,781,851	135,599	25,351,584	11,462,189	3,482,250	114,232	15,058,672

For, M. R. ORGANISATION LIMITED
Manoj K Verma

MANAGING DIRECTOR
MAYUR KAMDAR
DIN NO: 00369341

For, M. R. ORGANISATION LIMITED
Pranali Kamdar

Authorised Signatory/Director
PRANALI KAMDAR
DIN NO: 00971115



Pranali Kamdar

Asus B365 Motherboard	43220.34	2019.30	13011.29	15030.59	28189.75	41201.04
XPG Ight DDR4 3000MHz Ram	11016.95	514.72	3316.60	3831.33	7185.62	10502.23
Ani eSport MK1000 Keyboard	22372.88	1045.29	6735.25	7780.34	14592.34	21327.59
Antec Cabinet	30508.47	1425.39	9184.44	10609.83	19898.64	29083.08
Dell Latitude Laptop 3340 Intel Core i3-4005u Processor, 8GB Ram & 312 GB SSD	68335.68	1300.74	21169.64	22470.37	45865.31	67034.94
Karbonn K9 Smart 4G+1 GB	4151.78	0.00	0.00	4151.78	0.00	0.00
Karbonn K9 Smart 4G+1 GB (2 Mobiles)	7857.16	7857.16	0.00	7857.16	0.00	0.00
LAPPYMASTER 39.1 CM (15.4) LED MONITOR (BLACK)	3800.00	3800.00	0.00	3800.00	0.00	0.00
X000GYRWWR	1439.34	1439.34	797.50	2236.84	5363.16	6160.66
Liner Light LED NL-LL50	1900.00	357.14	199.72	556.86	1343.14	1542.86
Liner Light LED NL-LL50	7400.00	1322.73	786.70	2109.43	5290.57	6077.27
Liner Light LED NL-LL50	8510.00	1521.14	904.71	2425.85	6084.15	6988.86
Liner Light LED NL-LL50	4550.00	716.48	496.25	1212.73	3337.27	3833.52
Sofa Set (2/3 Seater)	4178.46	657.97	455.73	1113.70	3064.76	3520.49
Toughened Glass (Cabin)	76186.40	11726.72	8344.31	20071.02	56115.38	64459.68
PVC Carpet	68800.00	10329.33	7310.13	17639.46	49160.54	56470.67
Acrylic Sheet	47424.60	8477.02	5041.76	13518.79	33905.81	38947.58
Acrylic Sheet	30000.00	4936.83	3244.43	9763.45	27736.55	25063.17
Acrylic Sheet	37500.00	5639.05	4124.40	9763.45	27736.55	25063.17
Aluminium Fix Partition	16500.00	2130.07	1860.19	3990.26	12509.74	14860.93
Aluminium Fix Partition	243934.40	40142.11	26380.91	66523.02	177411.38	203792.29
Acrylic Plate	67912.10	9104.33	7612.67	16717.00	51195.10	58807.77
Acrylic Plate	28750.00	5098.20	3061.73	8159.93	20590.07	23651.80
Steel cupboard	14250.00	404.31	1792.32	2196.63	13845.69	1640.18
Wooden Table	11500.00	1859.82	1247.92	3107.74	8392.26	9640.18
Service Table/ Trolley	28500.00	4609.13	3092.67	7701.80	20798.20	23890.87
Interior Blind	12584.74	1847.79	1389.90	3237.69	9347.05	10736.95
TEAM WORKING TABLE	36398.00	4931.17	4073.38	9004.55	27393.45	31466.83
MANAGER TABLE	175000.00	22591.68	19259.26	42320.94	132679.06	152408.32
IT MANAGER TABLE	40000.00	5163.81	4509.54	9673.36	30326.64	34836.19
ADMIN TABLE WITH SIDE AND BACK TABLE	20000.00	2581.91	2254.77	4836.68	15163.32	17418.09
PK MAIN TABLE WITH SIDE AND BACK TABLE	45000.00	5809.29	5073.24	10882.53	34117.47	39190.71
ORING GAUGE BOX	55000.00	7100.24	6200.62	13200.87	41699.13	47899.76
NPD DATA CUPBOARD	45000.00	5809.29	5073.24	10882.53	34117.47	39190.71
TEAM STORAGE CUPBOARD	70000.00	9036.67	7891.70	16928.38	53071.62	60963.33
IT MANAGER CUPBOARD	20000.00	2581.91	2254.77	4836.68	15163.32	17418.09
INVENTORY MANAGER TABLE	12000.00	1549.14	1352.86	2902.01	9097.99	10450.86
KIT MAKING TABLE	15000.00	1936.43	1691.08	3627.51	11372.49	13063.57
BARCODE TABLE	21000.00	2711.00	2367.51	5078.51	15921.49	18289.00
INWARD TABLE	6000.00	774.57	676.43	1451.00	4549.00	5225.43
KIT QC TV TABLE	12000.00	1549.14	1352.86	2902.01	9097.99	10450.86
INVENTORY RACK	32000.00	4131.05	3607.64	7738.69	24261.31	27868.95
WOODEN BOTTOM - BIG	360000.00	46474.32	40835.90	87060.22	272939.78	313525.68
WOODEN BOTTOM - SMALL	150000.00	19364.30	16910.79	36275.09	113724.91	130635.70
FILE RACK	135229.50	17457.50	15245.59	32703.08	102526.42	117772.00
DISPLAY SHOWCASE - BIG	32000.00	4131.05	3607.64	7738.69	24261.31	27868.95
DISPLAY SHOWCASE - SMALL	26000.00	3356.48	2931.20	6287.68	19712.32	22643.52
TV TABLE IN CONFERENCE ROOM	16000.00	2065.53	1803.82	3869.34	12130.66	13934.47
Ply, Panel & Laminate	10000.00	1290.95	1127.39	2418.34	7581.66	8709.05
Ply, Panel & Laminate	37684.82	7698.36	3881.75	11580.11	26104.71	29986.46
Ply, Panel & Laminate	34460.25	6868.53	3571.75	10440.28	24019.97	27591.72
Ply, Panel & Laminate	50320.42	9637.12	5266.45	14903.57	35416.85	40683.30
Ply, Panel & Laminate	17971.00	3326.99	1895.67	11424.40	27637.60	31747.28
Ply, Panel & Laminate	24288.00	4427.56	2570.93	5222.66	12748.34	14644.01
Ply, Panel & Laminate	14784.00	2653.09	1570.35	6998.49	17289.51	19860.44
Ply, Panel & Laminate	52452.07	9003.62	5624.40	4223.43	10560.57	12130.91
Ply, Panel & Laminate	46798.16	7501.99	5086.89	14628.02	37824.05	43448.45
Face & Finger Print T/A Device MB 360(AEWD194560282)	16500.00	2291.01	1285.91	3576.93	12923.07	14208.99
Air Compressor Complete Model MAX-15-234 Package	28520.00	3309.41	2281.56	5590.97	22929.03	25210.59
LAPTOP DELL E551 04.07.2014	44834.12	44834.12	0.00	44834.12	0.00	0.00
Laptop Dell Inspiration 15-5547 15.6 Inch	0.00	0.00	0.00	0.00	0.00	0.00
Laptop Dell Inspiron 15 3542 39.62cm (Black)	0.00	0.00	0.00	0.00	0.00	0.00
Laptop Dell Inspiron 3542 Core I3 15.6inch (Silver)	141500.00	141500.00	0.00	141500.00	0.00	0.00
LAPTOP LENOVO G50-70 NOTEBOOK (50-443003)	62500.00	62500.00	0.00	62500.00	0.00	0.00
LAPTOP LENOVO G50-70 NOTEBOOK (59-422423)	45745.76	40278.50	1726.56	42005.06	3740.70	5467.26
Asus Laptop Core I3 7 Generation Gray	25991.53	22885.18	980.99	23866.16	2125.37	3106.35
Dell Vostro 2018 Core 7 Generation Laptop HD Black	44050.84	38620.62	1714.86	40335.49	3715.35	5430.22
Asus Laptop I3 7th Gen-B07K5RPC (Steel Gray-15.6 INCH)	22365.00	19597.53	873.97	20471.49	1893.51	2767.47
Acer Aspire I3 Core 7 Generation Laptop (Steel Gray)	25839.00	22732.67	980.98	25713.65	2125.35	3106.33
Asus Laptop I3 7th Gen-B07GS8XNP7 (Gold-15.6 INCH)	24950.00	21897.81	963.88	22861.69	2088.31	3052.19

FOR M. R. ORGANISATION LIMITED

M. R. Organisation Limited

MANAGING DIRECTOR

MAYUR KAMDAR

DIN NO: 00369341

FOR M. R. ORGANISATION LIMITED

M. R. Organisation Limited

MANAGING DIRECTOR

PRANALI KAMDAR

DIN NO: 00971115

M. No. 15 PATIL & CO. Ahmedabad

M. R. Organisation Limited

Pranali Kamdar

Panasonic Eluga 1s (Black, 2GB Ram, 16GB Storage)	45.07	20770.00	4,652.54	31/08/2021	30.00			0.00	172.35		172.35	4480.19	0.00
Curtain Track	25.89	25773.00	9,500.00	06/09/2021	24.00			2047.81	0.00	172.35	172.35	4480.19	0.00
M B Revolving Chair	25.89	12712.00						2212.02	3049.97	161.72	4633.12	25636.88	18722.19
M B Revolving Chair	25.89	16800.00						1118.08	1500.83		2618.92	20511.01	23560.98
M B Revolving Chair	25.89	28800.00						726.91	2080.66		2807.57	10093.08	11593.92
Vu Video Conferencing System	63.16	160000.00						286.00	3691.14		3977.13	13992.43	16073.09
TACO TAPPING ATTACHMENT	18.10	7667.84						19934.33	44232.74		64167.07	24822.87	28314.00
Telephone Panasonic	45.07	10529.85						7667.84	0.00		7667.84	95832.93	140065.67
UPS SPORT BIKE JH 05 AL 5052 FOR JAMSHEDPUR	25.89	23602.00						10529.85	0.00		10529.85	0.00	0.00
UPS 3KVA HF SHERON SERIES ONLINE	63.16	16758.00						20890.96	726.09		21617.05	4882.95	5609.04
UPS A KVA SHERON WITH 12V-26H 3 BATTERY	63.16	16758.00						23602.00	0.00		23602.00	0.00	0.00
VANE PUMP (PVT 1X06-10 RA01MAO-10)	18.10	9182.61						16758.00	0.00		16758.00	0.00	0.00
Ventilator Fans-STD	45.07	7130.58						9182.61	0.00		9182.61	0.00	0.00
Ceiling Fan-Zigma 24" (White)	45.07	21610.20						7130.58	0.00		7130.58	0.00	0.00
VIVO V3 Space Grey	45.07	14782.61						21610.20	3240.26		10471.67	11138.53	14378.79
Water Cooler	45.07	14417.82						629.75	345.07		974.82	1186.20	0.00
WEIGHING SCALE	18.10	10086.88						14782.61	0.00		14782.61	0.00	0.00
WESTERN DIGITAL BLUE WD10PXX 1TB INTERNAL HARD DRIVE B00C9TBE9Q	63.16	3951.54						14417.82	0.00		14417.82	0.00	0.00
								5464.96	418.28		5883.25	4203.63	4621.92
XG750A (STREET ROAD) HARLEY DAVIDSON (BLUE COLOR)	25.89	561507.28						3951.54	0.00		3951.54	0.00	0.00
Water Purifier System- Combiatore	45.07	7849.00						561507.28	29565.13		362682.10	198825.18	228390.31
CCTV CAMERA -Combiatore	45.07	14366.00						7849.00	0.00		804.43	7044.57	0.00
CCTV CAMERA -Combiatore	45.07	2000.00						14366.00	0.00		1472.34	12893.66	0.00
CCTV CAMERA -Combiatore	45.07	600.00						2000.00	0.00		192.63	1807.37	0.00
BINATONE SPIRIT 111 CORDED LANDLINE	25.89	7015.00						600.00	0.00		57.05	542.95	0.00
Electrical Fittings-Wadaj	25.89	8500.00						2009.40	0.00		153.83	1855.57	0.00
Electrical Fittings- Combiatore	25.89	11500.00						7015.00	0.00		383.14	6631.86	0.00
Electrical Fittings- Combiatore	25.89	200.00						8500.00	0.00		500.42	7999.58	0.00
Electricals- Combiatore	25.89	11600.00						11500.00	0.00		636.26	10863.74	0.00
HAIER REFRIGERATOR HRF783BKSE BLACK BRUSH LINE (258)	63.16	17569.00						200.00	0.00		8.09	191.91	0.00
HAIER REFRIGERATOR HRF783BKSE BLACK BRUSH LINE (258)	63.16	17231.00						11600.00	0.00		682.93	10917.07	0.00
BAJAJ GEYSER FLORA IWH-VADAJ	45.07	7626.27						17569.00	0.00		184.96	3158.04	0.00
Redmi 9 (Sky Blue-4GB Ram, 64GB Storage) 5000 mAh	45.07	10168.64						17231.00	0.00		2614.54	14954.46	0.00
Redmi Note 9 Shadow Black-4GB Ram, 64GB Storage	45.07	16356.00						7626.27	0.00		2444.97	14786.03	0.00
HAIER PANELS LED LE32K6600GA (SMART ANDROID) - TV	45.07	29236.44						10168.64	0.00		772.16	6853.84	0.00
SAMSUNG GALAXY A52s 5G (8/128GB)	45.07	39661.00						16356.00	0.00		386.09	7240.18	0.00
HP Laser 108A Printer	63.16	8474.56						29236.44	0.00		376.69	9791.95	0.00
LAPTOP HARD DRIVE X000MUDA17	63.16	8651.96						39661.00	0.00		4255.05	35405.95	0.00
WESTERN DIGITAL WDS000LPCX 500 GB SATA 2.5-INCH	63.16	25207.60						8474.56	0.00		146.64	8327.92	0.00
WESTERN DIGITAL WDS000LPCX 500 GB SATA 2.5-INCH	63.16	25207.60						8651.96	0.00		1527.09	7124.87	0.00
LAPTOP HARD DRIVE X000MUDA17	63.16	25419.50						25207.60	0.00		3140.60	22067.00	0.00
Samsung 870 QVO 1TB SATA 2.5" Internal Solid State Drive SSD	63.16	21831.35						25419.50	0.00		2991.06	22428.44	0.00
Furniture-Fixture -Combiatore	25.89	25500.00						21831.35	0.00		3853.28	17978.07	0.00
Furniture-Fixture -Combiatore	25.89	1200.00						6228.80	0.00		258.68	5970.12	0.00
Furniture-Fixture-wadaj House	25.89	59000.00						25500.00	0.00		1501.27	23998.73	0.00
Aluminium Partition-Combiatore	25.89	59000.00						1200.00	0.00		65.54	1134.46	0.00
Compressor motor (cromption greaves) SHP	18.10	13500.00						59000.00	0.00		3222.42	55777.58	0.00
Mfranti Alto 800 LXI BS IV ANR4CS3 YOM 2013(Second Hand)	31.23	50,792,779						59000.00	0.00		3599.06	55400.94	0.00
								13500.00	0.00		716.31	12783.69	0.00
								238100.00	0.00		17112.67	220987.33	0.00
								52,287,634	32,084,104	3,816,722	34,995,248	17,292,387	18,708,675

For, M. R. ORGANISATION LIMITED
 Authorised Signatory/Director
 PRANALI KAMDAR
 DIN NO: 00971115

MANAGING DIRECTOR
 MAYUR KAMDAR
 DIN NO: 00369341

Subtain
 Poojanika Gupta



Particulars	Date of Purchase	Amount of Purchase in Euro	Historical Rate	In INR	Rate (in %)	Depreciation in Euro	Depreciation In INR	Net Block As per Report in Euro	Net Block As per Report in INR
CCTV camera	29-12-16	346	73	25,203	18.10	31.31	2,281	38.54	2,807
Microwave	29-12-16	20	73	1,460	18.10	1.81	132	2.24	163
Table Top Fridge	29-12-16	49	73	3,535	18.10	4.39	320	5.41	394
Chair	29-12-16	114	73	8,278	25.89	-	-	-	-
Rack	29-12-16	13	73	930	25.89	-	-	-	-
Rack	30-06-17	549	72	39,575	25.89	14.20	1,024	-	-
Table	29-12-16	121	73	8,809	25.89	-	-	-	-
Cooler	29-12-16	80	73	5,811	18.10	7.22	526	8.89	648
Heater	29-12-16	280	73	20,414	18.10	25.36	1,847	31.22	2,274
Furniture & Fixture	23-12-16	555	76	42,430	25.89	-	-	-	-
Sofa set	23-12-16	195	76	14,915	25.89	-	-	-	-
Washing Machine	26-02-17	190	79	15,050	18.10	17.20	1,362	21.17	1,677
TV-LG	22-03-17	214	80	17,032	18.10	19.37	1,541	23.83	1,897
Preliminary Exp	29-12-16	3,000	73	218,520	20.00	300.00	21,852	-	-
Laptop	12-03-19	329	81	26,632	63.16	-	-	-	-
Warehouse Trolley	18-11-19	129	80	10,280	25.89	16.70	1,331	66.64	5,311
Hovag Mattress	27-01-20	206	79	16,220	25.89	26.64	2,098	116.53	9,176
Total		6,388	1,279	475,095		464.20	34,314	314	24,346

For, M. R. ORGANISATION LIMITED

Pranali Kamdar

MANAGING DIRECTOR

MAYUR KAMDAR

DIN NO: 00369341

For, M. R. ORGANISATION LIMITED

Pranali M. Kamdar

Authorised Signatory/Director

PRANALI KAMDAR

DIN NO: 00971115



Pranali Kamdar

Pranali Kamdar

M.R. ORGANISATION LIMITED
Notes forming part of the financial statements
EUROPE DEPRECIATION 30th September 2021

DESCRIPTION	RATE OF DEPRECIATION	GROSS BLOCK					Depreciation Block				Net Block As At 30th Sep. 2021	
		As at 1st April 2021	Additions during the year	Addition Date	Used Days	As At 30th Sep. 2021	As at 1st April 2021	For the Year	Addition	Deletion		As At 30th Sep. 2021
CCTV CAMERA	18.10%	345.99				345.99	276.14	31.31	-		307.45	38.54
Microwave	18.10%	20.04				20.04	15.99	1.81	-		17.80	2.24
Coolzone 48 Litre Table Top Fridge	18.10%	48.53				48.53	38.73	4.39	-		43.12	5.41
Chair	25.89%	113.64				113.64	113.64	-	-		113.64	-
Rack	25.89%	561.35				561.35	547.15	14.20	-		561.35	-
Table	25.89%	120.93				120.93	120.93	-	-		120.93	-
Cooler	18.10%	79.78				79.78	63.67	7.22	-		70.89	8.89
Hiter	18.10%	280.25				280.25	223.67	25.36	-		249.03	31.22
Furniture & Fixture	25.89%	554.72				554.72	554.72	-	-		554.72	-
Sofa Set	25.89%	195.00				195.00	195.00	-	-		195.00	-
Washing Machine	18.10%	190.00				190.00	151.64	17.20	-		168.84	21.17
Television-LG 32LH510B	18.10%	214.00				214.00	170.80	19.37	-		190.17	23.83
Preliminary Exp. Of Company formation	20.00%	3,000.00				3,000.00	2,700.00	300.00	-		3,000.00	-
Laptop	63.16%	328.59				328.59	328.59	-	-		328.59	-
Warehouse Trolley	25.89%	129.00				129.00	45.66	16.70	-		62.36	66.64
Hovag Mattress	25.89%	205.79				205.79	62.62	26.64	-		89.26	116.53
Total		6,387.61	-			6,387.61	5,608.95	464.20	-	-	6,073.15	314.46

For, M. R. ORGANISATION LIMITED
Pranali Kamdar
MANAGING DIRECTOR

MAYUR KAMDAR
DIN NO: 00369341

For, M. R. ORGANISATION LIMITED
Pranali Kamdar
Authorised Signatory/Director

PRANALI KAMDAR
DIN NO: 00971115



Sulfa

Pranali Kamdar

Particulars	As at 30 Sep, 2021				As at 30 Sep, 2020			
	MRO INDIA	MRO Europe BVBA	MRO US	Total (Excluding Intra Company Transactions)	MRO INDIA	MRO Europe BVBA	MRO US	Total (Excluding Intra Company Transactions)
M.R Organisation(UK) Limited								
M.R Organisation (Europe) BVBA	1,350,254				1,350,254			
M.R Organisation(USA) LLC	1,189,077				1,189,077			
	2,539,331				2,539,331			
Note:9 Other Non- Current Assets								
Particulars								
As at 30 Sep, 2021								
MRO INDIA	MRO Europe BVBA	MRO US	Total (Excluding Intra Company Transactions)	MRO INDIA	MRO Europe BVBA	MRO US	Total (Excluding Intra Company Transactions)	

Note:10 Current Investments

Particulars	As at 30 Sep, 2021				As at 30 Sep, 2020			
	MRO INDIA	MRO Europe BVBA	MRO US	Total (Excluding Intra Company Transactions)	MRO INDIA	MRO Europe BVBA	MRO US	Total (Excluding Intra Company Transactions)
Investment in Equities								
Investment in Mutual Fund:								
Franklin India Low Duration Fund	169,066			169,066				
Investment in FDR	40,368,430			40,368,430				
Investment in Gratuity FDR	435,434			435,434				
	40,972,930			40,972,930	6,173,185			6,173,185
Closing Stock	123,854,830	22,958,604	16,668,835	163,482,269	92,019,491	12,765,662	15,191,143	119,976,296
	123,854,830	22,958,604	16,668,835	163,482,269	92,019,491	12,765,662	15,191,143	119,976,296

Note:11 Inventories

Particulars	As at 30 Sep, 2021				As at 30 Sep, 2020			
	MRO INDIA	MRO Europe BVBA	MRO US	Total (Excluding Intra Company Transactions)	MRO INDIA	MRO Europe BVBA	MRO US	Total (Excluding Intra Company Transactions)
Intra Company Debtors:-								
M.R Organisation Limited		12,613,471	10,414,400			7,931,868	5,354,318	
M.R Organisation USA LLC	1,354,430				4,288,558			
M.R Organisation Europe B.V.B.A	5,981,473				4,067,202			
Other Debtors	63,433,871	29,129,218	16,940,614	109,503,703	33,437,310	26,358,191	14,527,529	74,323,030
Total	70,769,774	41,742,689	27,355,014	109,503,703	41,793,070	34,628,413	19,933,814	74,323,030

Note:12 Trade receivable

Particulars	As at 30 Sep, 2021				As at 30 Sep, 2020			
	MRO INDIA	MRO Europe BVBA	MRO US	Total (Excluding Intra Company Transactions)	MRO INDIA	MRO Europe BVBA	MRO US	Total (Excluding Intra Company Transactions)
Cash on hand	26,538	19,763		46,301	70,012	13,364		83,375
Balances with banks:-		2,096,711		2,096,711		2,769,022		2,769,022
Bank of America			2,403,118	2,403,118			1,465,485	1,465,485
Citi Bank - 0017553666	11,066			11,066	48,207			48,207
Multi Currency Card								
The Ramskar Bank Limited - 409000352791	9,282,156			9,282,156	71,505			71,505
SBI Current A/c No.31750629206	-942,128			-942,128	6,830,104			6,830,104
SBI Sweep A/c No.38052590326	11,594,578			11,594,578	14,058,292			14,058,292
SBI Share Application A/c-34147418236					11,973			11,973
KOTAK BANK	500,000			500,000				
Syndicate Bank -CA-700610100003430	13,216			13,216	13,451			13,451
Total	20,496,749	2,116,474	2,403,118	25,016,340	21,103,542	2,782,386	1,465,485	25,351,413

Note:13 Cash & Cash Equivalents

Particulars	As at 30 Sep, 2021				As at 30 Sep, 2020			
	MRO INDIA	MRO Europe BVBA	MRO US	Total (Excluding Intra Company Transactions)	MRO INDIA	MRO Europe BVBA	MRO US	Total (Excluding Intra Company Transactions)
Cash on hand	26,538	19,763		46,301	70,012	13,364		83,375
Balances with banks:-		2,096,711		2,096,711		2,769,022		2,769,022
Bank of America			2,403,118	2,403,118			1,465,485	1,465,485
Citi Bank - 0017553666	11,066			11,066	48,207			48,207
Multi Currency Card								
The Ramskar Bank Limited - 409000352791	9,282,156			9,282,156	71,505			71,505
SBI Current A/c No.31750629206	-942,128			-942,128	6,830,104			6,830,104
SBI Sweep A/c No.38052590326	11,594,578			11,594,578	14,058,292			14,058,292
SBI Share Application A/c-34147418236					11,973			11,973
KOTAK BANK	500,000			500,000				
Syndicate Bank -CA-700610100003430	13,216			13,216	13,451			13,451
Total	20,496,749	2,116,474	2,403,118	25,016,340	21,103,542	2,782,386	1,465,485	25,351,413



Pratishankar Jethi

Suby Jethi

M.R.ORGANISATION LIMITED
Notes forming part of the financial statements

Note 14 Short-term loans and advances

Particulars	As at 30th Sep, 2021				As at 30th Sep, 2020			
	MRO INDIA	MRO Europe BVBA	MRO US	Total	MRO INDIA	MRO Europe BVBA	MRO US	Total
Jagdish Ninama-Loan								
Tejan Chokshi								
Hemant Suthar		-9,966		-9,966				
Chetan Patel								
Rashmi Gupta - Advance	2,500			2,500				
Nihal Sheikh	25,000			25,000				
BHARATH ARJUN	4,800			4,800				
Nandan Barot								
Govind Prajapati								
Bansari Kamdar								
Abhishek Kumar								
Babubhai (Milk)								
Hitesh Mishra								
Other Loans and Advances:-								
Bank overdraft								
Bansari Kamdar Account								
Income Tax	8,000,000			8,000,000				
	8,032,300	(9,966)		8,022,334				
TOTAL								

Note 15 Other current assets

Particulars	As at 30th Sep, 2021				As at 30th Sep, 2020			
	MRO INDIA	MRO Europe BVBA	MRO US	Total	MRO INDIA	MRO Europe BVBA	MRO US	Total
Other Prepaid Exp	2,801,309			2,801,309				268,515
Deposit for You Broadband	18,000			18,000				18,000
Deval Kamdar								
Fixed Deposits with SBI								
BSNL Deposit	3,841			3,841				15,000,000
Advance Tax	18,500,000			18,500,000				3,841
JTO Deposit	5,950			5,950				5,000,000
Deposit against VAT Appeal								5,950
Deposit For Rent (Mayur Tex Ind.)	210,000			210,000				
Deposit For Rent (Vishal Gandhidham)	23,400			23,400				210,000
Deposit For Rent (Jamshedpur)	40,000			40,000				23,400
								40,000



Kilbain

M.R.ORGANISATION LIMITED
Notes forming part of the financial statements

Deposit For Rent (M.k)	12,000				12,000				12,000			
Deposit For Rent (Indore)	20,000				20,000				20,000			12,000
Deposit For Rent (Surat)	38,250				38,250				38,250			20,000
Deposit For Rent (Sumel-11 (Rent *3)	1,053,507				1,053,507				974,571			38,250
Deposit for Rent (shop 10 , Block D , Sumel-11)	50,000				50,000							974,571
Deposit for Security to Indian Railway												
Deposit For Rent (Ashok Kumar Vyas)	2,500				2,500				43,990			43,990
Deposit for Rent (Ludhiana)	27,000				27,000				2,500			2,500
Deposit for Rent (DR RABIN BHUBNESWAR)	27,000				27,000							
RIM 9327004524 Deposit	2,000				2,000				2,000			2,000
Deposit for Rent (Coimbatore)	50,000				50,000							
Deposit as Security to Andhra Pradesh Power	2,318				2,318							
Preliminary Exp. Of listing												
Torrent Power Deposit												
Deposit For Bhimashanker (Refundable)	143,045				143,045				143,045			143,045
DGFT License Receivable	5,000				5,000				5,000			5,000
GST Receivable	31,763				31,763				114,188			114,188
Duty and Taxes Receivable	250,346				250,346							
Deposit for GSECL									210,856			210,856
Other Deposits									18,993			18,993
VAT Receivables		517,980			833,383					525,060	317,088	842,148
GST Electronic Credit Ledger	2,775,316									882,666		882,666
GST Electronic Cash Ledger	59,884								3,011,483			3,011,483
VAT Credit Carrier Forward	304,829								13,912			13,912
Deposit for GSECL									401,878			401,878
Interest Receivables												
Advance Tax:	1,069,759								54,987			54,987
Federal Estimates												
Massachusetts Estimates												
Duty and Taxes Receivable												
Total	27,527,016	517,980	2,311,351	2,311,351	30,356,346	25,637,359	1,407,726	2,420,512	29,465,597			

For, **M. R. ORGANISATION LIMITED**
MANAGING DIRECTOR
MAYUR KAMDAR
DIN NO: 00369341

For, **M. R. ORGANISATION LIMITED**
Authorised Signatory/Director
PRANALI KAMDAR
DIN NO: 00971115



Silfain

Pranali Kamdar

M.R.ORGANISATION LIMITED

Notes forming part of the financial statements

Note 16 Revenue from operations

Particulars	For the Period 01/04/21 to 30/09/2021			For the Period 01/04/20 to 30/09/2020				
	MRO INDIA	MRO EUROPE BVBA	MRO US	Total	MRO INDIA	MRO EUROPE BVBA	MRO US	Total
Domestic Sales	93,909,556	7,453,068	25,140,500	126,503,124	66,915,105	5,215,029	23,117,348	95,247,482
Net Export Sales	59,008,401	60,452,619	20,283,657	139,744,677	60,214,239	55,163,878	12,040,355	127,418,472
TOTAL	152,917,957	67,905,687	45,424,158	266,247,801	127,129,344	60,378,907	35,157,703	222,665,954

Note 17 Other Income

Particulars	For the Period 01/04/21 to 30/09/2021			For the Period 01/04/20 to 30/09/2020				
	MRO INDIA	MRO EUROPE BVBA	MRO US	TOTAL	MRO INDIA	MRO EUROPE BVBA	MRO US	TOTAL
Forex Gain/Loss	301,241		-3,546	297,695	29,194	7,201	2,436	38,832
Amt received against MACTECH CAIRO EGYPT exhibition from EEPC	-			-	41,862			41,862
Profit on Sale of Asset	-			-				
Dividend on Shares	-			-	5,323			5,323
Short Term Capital Gain	119,402			119,402	90			90
Commission Income	-	2,958,290		2,958,290	551,132			551,132
Other Operating Income	-		2,474,552	2,474,552	-	3,051,960		3,051,960
Out Bound Dispatch Cost	2,917,569	3,076,618	1,285,311	7,279,499			2,368,259	2,368,259
Export Incentive Scheme	725,547			725,547	3,122,204	3,813,004	743,861	7,679,068
Write off Creditors	112,291	411,260		523,551	703,625			703,625
Int received on Sweep A/c	101,725			101,725	-6,300			-6,300
Other Income	1,106,906	435,319		1,542,225	8,395			8,395
TOTAL	5,384,680	6,881,487	3,756,318	16,022,485	4,736,922	7,297,854	3,114,556	15,149,332

Note 18 Direct Expense

Particulars	For the Period 01/04/21 to 30/09/2021			For the Period 01/04/20 to 30/09/2020				
	MRO INDIA	MRO EUROPE BVBA	MRO US	TOTAL	MRO INDIA	MRO EUROPE BVBA	MRO US	TOTAL
Electricity Expense	847,381	666,064	75,052	1,588,497	428,166	288,093	46,741	763,000
Manufacturing Expense	321,710			321,710	231,804			231,804
labour Charges	788,539			788,539	1,274,238			1,274,238
Tools & Bags	-			-	114			114
Freight & Carriage	6,932,623	4,761,694	2,652,488	14,346,804	4,415,225	4,266,666	1,578,792	10,260,682
Custom Duty-Landed Cost	826,064	571,285	491,016	1,888,365	858,568	510,009	360,708	1,729,285
Packing Cost								
TOTAL	9,716,317	5,999,043	3,218,556	18,933,916	7,208,115	5,064,767	1,986,241	14,259,123

For, **M. R. ORGANISATION LIMITED**

MAYUR KAMDAR

DIN NO: 00369341

MANAGING DIRECTOR

For, **M. R. ORGANISATION LIMITED**

PRANALI KAMDAR

DIN NO: 00971115

MANAGING DIRECTOR



Pranali Kamdar
Mayur Kamdar

Note 18-A Purchase of traded goods

For the Period 01/04/21 to 30/09/2021

For the Period 01/04/19 to 30/09/2019

Particulars	For the Period 01/04/21 to 30/09/2021				For the Period 01/04/19 to 30/09/2019			
	MRO INDIA	MRO EUROPE BVBA	MRO US	TOTAL	MRO INDIA	MRO EUROPE BVBA	MRO US	TOTAL
TOTAL PURCHASES INCLUDING RELATING PARTY PURCHASE:-								
Raw Material Purchase	3,034,395			3,046,902	2,296,024			2,296,024
Finish Goods Purchase	62,897,266	12,507	32,454,160	147,764,410	47,886,089		30,492,355	125,452,896
Consumable Purchase	439,687	52,412,984		439,687	172,783			172,783
Packing Material Purchase	441,195	29,887	2,686	473,768	264,244	34,651		298,896
Dies & Tools Purchase					360,016			360,016
Sample Item Purchase	2,751,002	1,785,725	369,730	4,906,457	2,605,029	1,532,778	956,022	5,093,829
Stationery Item Purchase	292,226	2,326	12,694	307,246	118,959	2,660		121,619
TOTAL	69,855,772	54,243,428	32,839,270	156,938,470	53,703,145	48,644,541	31,448,377	133,796,063

Note 19: Employee Benefit Expense

For the Period 01/04/21 to 30/09/2021

For the Period 01/04/20 to 30/09/2020

Particular	For the Period 01/04/21 to 30/09/2021				For the Period 01/04/20 to 30/09/2020			
	MRO INDIA	MRO EUROPE BVBA	MRO US	TOTAL	MRO INDIA	MRO EUROPE BVBA	MRO US	TOTAL
Statutory Contribution	2,428,782			2,428,782	799,809			799,809
HRA	4,292,608			4,292,608	1,602,196			1,602,196
LTA	2,670,776			2,670,776	1,623,570			1,623,570
Medical Allowance	2,183,827			2,183,827	1,477,384			1,477,384
Other Deduction - Salary	-13,868			-13,868	-50,116			-50,116
Insurance Exp-Employee			136,215	136,215			144,288	144,288
Overtime Exp.	496,174			496,174	-843			-843
Salary & Wages Expense	11,530,329	1,932,629	2,142,465	15,605,423	5,868,734		3,103,207	10,802,932
Special Allowance	1,278,902			1,278,902	2,065,959			2,065,959
Staff Welfare Exp.	2,301,979			2,301,979	773,869			773,869
Transport Allowance					1,566,257			1,566,257
Remuneration(Including Sitting Fees)	2,696,000			2,696,000	1,124,999			1,124,999
Medical Exp.	16,470			16,470	13,540			13,540
TOTAL	29,881,979	1,932,629	2,278,680	34,093,288	16,865,358	1,830,991	3,247,495	21,943,844

For, M. R. ORGANISATION LIMITED

For, M. R. ORGANISATION LIMITED

MANAGING DIRECTOR

Authorised Signatory/Director

MAYUR KAMDAR

PRANALI KAMDAR

DIN NO: 00369341

DIN NO: 00971115



Signature

Signature

M.R.ORGANISATION LIMITED

Notes forming part of the financial statements

Note 20 Finance costs

Particulars	For the Period 01/04/21 to 30/09/2021				For the Period 01/04/19 to 30/09/2019			
	MRO INDIA	MRO EUROPE BVBA	MRO US	TOTAL	MRO INDIA	MRO EUROPE BVBA	MRO US	TOTAL
Bank Charges	287,016.18	230,576.78	168,504.91	686,097.87	136,486.34	222,284.74	136,604.66	495,375.75
Interest Expense	7,755.22	-	-	7,755.22	111,371.06	-	-	111,371.06
Realised Foreign Exchange Loss	766,109.92	-52,759.49	3,813.43	717,163.87	345,455.69	-	-	914,468.01
Loan Processing Charges	118,000.00	-	-	118,000.00	-	-	-	-
TOTAL	1,178,881.32	177,817.29	172,318.34	1,529,016.95	593,313.09	791,297.06	136,604.66	1,521,214.81

Note 21 Other expenses

Particulars	For the Period 01/04/21 to 30/09/2021				For the Period 01/04/18 to 30/09/2018			
	MRO INDIA	MRO EUROPE BVBA	MRO US	TOTAL	MRO INDIA	MRO EUROPE BVBA	MRO US	TOTAL
Annual Company Meeting Tour Expense	-	-	-	-	-	-	-	-
Asset Exp	-	-	-	-	-	-	-	-
Audit Fees & Income Tax Fees	24,500.00	-	-	24,500.00	-	-	-	-
Bad Debts	278,429.29	-225,235.70	71,736.27	124,929.85	135,542.75	-395,509.67	-	-259,966.92
Brokerage on shares	-	-	-	-	4,303.16	-	-	-
Business promotion Expenses	146,647.80	-	-	146,647.80	-	-	-	-
Business Summit Expense	-	-	-	-	-	-	-	-
Commission Exp.	-	-	-	-	-	-	-	-
Company Credit Score Exp.	7,554,653.44	-	-	7,554,653.44	8,927,380.04	1,922,985.06	-	10,850,365.10
Consultation Charges	-	-	110,311.41	110,311.41	-	-	-	-
Contribution Expense-GLWF	12,000.00	54,843.36	1,269,610.74	1,336,454.10	214,299.00	52,486.74	97,696.50	364,482.24
Demat Administration Charges	2,646.00	-	-	2,646.00	2,160.00	-	-	2,160.00
CSR Expense	-	-	-	-	-	-	-	-
DGFT License Realised Loss	900,000.00	-	-	900,000.00	-	-	-	-
Maintenance Exp-Sumel & Other Office	-	-	-	-	-	-	-	-
DGFT License Write Off	433,594.00	-	-	433,594.00	-	-	-	-
Donation Exp.	-	-	-	-	-	-	-	-
Other Expense (Including loss On sale of Asset)	-	-	-	-	115,500.00	-	-	-
Packing Charges	20,844.00	-	-	20,844.00	-	-	-	-
Government Application fees for DGFT License	84,585.00	-	-	84,585.00	-	-	-	-
GST-ITC Not taken Expense	6,000.00	-	-	6,000.00	2,000.00	-	-	2,000.00
Housekeeping Expense	173,343.57	-	-	173,343.57	124,145.05	-	-	124,145.05
Import Warehouse Charges	151,569.00	-	-	151,569.00	76,979.00	-	-	76,979.00
Insurance Expense	692,798.63	-	65,863.05	758,661.68	42,868.00	-	-	42,868.00
TOTAL	692,798.63	-	65,863.05	758,661.68	2,461,638.00	-	2,461,638.00	2,461,638.00

Pranali Kamdar



PRANALI KAMDAR
DIN NO: 00971115

For, M. R. ORGANISATION LIMITED
Authorised Signatory/Director

MAYUR KAMDAR
DIN NO: 00369341

For, M. R. ORGANISATION LIMITED
MANAGING DIRECTOR

Internet Exp	105,019.86	-	82,092.59	187,112.45	100,731.71	82,378.68	183,110.39
Legal & Professional Fees	200,797.45	348,625.35	-	549,422.80	176,347.45	312,542.40	488,889.85
Legal Expense	5,790.00	-	-	5,790.00	6,750.00	-	6,750.00
Maintenance Expense	-	-	-	-	-	-	-
Man Power Expenses	-	-	-	-	-	-	-
Membership Fee	85,146.61	-	-	85,146.61	118,118.00	-	-
Milk & Water Expense	71,820.00	-	-	142,769.20	69,379.00	-	118,118.00
Office Expense/ Back Office Charges	217,310.05	16,880.15	38,265.33	272,455.53	128,864.33	1,122.74	126,375.49
Other Services Auxiliary to financial service	46,000.00	-	-	46,000.00	56,000.00	48,887.41	254,355.89
Pooja Expense	27,984.00	-	-	27,984.00	10,841.00	-	10,841.00
Post & Couriers Exp.	45,009.50	-	-	45,009.50	29,811.10	-	29,811.10
R O C Charges	3,600.00	-	-	3,600.00	1,200.00	-	1,200.00
Railway NBTA and Taxi Exp	-	-	-	-	-	-	-
Recruitment Charges	209,385.00	-	-	209,385.00	21,120.00	-	-
Renewal Charges For software	-	-	-	-	-	-	-
Rent	3,109,250.00	1,186,515.00	945,337.14	5,241,102.14	2,439,766.00	1,146,555.00	4,551,697.90
Repair & Maintenance Exp	1,648,690.25	-	-	1,648,690.25	2,341,868.39	-	2,341,868.39
Rounding Off	343.31	-4,369.89	67.70	-3,958.88	44.59	255.64	183.00
Securities transactions tax	-	-	-	-	1,712.00	-	-
Security Charges	471,823.00	-	-	471,823.00	311,399.50	-	311,399.50
Selling & Distribution Expense	1,357.00	-	-	1,357.00	39,152.14	-	39,152.14
Settlement Expense	-	-	-	-	-	-	-
Short term loss on sell of shares	-	-	-	-	-	-	-
Rent/Leasing of Computer Equipments	858,300.00	-	-	858,300.00	2,036.75	-	-
Renewal for Cyberroam software	13,500.00	-	-	13,500.00	-	-	-
Gratuity Expense	521,940.00	-	-	521,940.00	-	-	-
Stamp duty on shares	-	-	-	-	-	-	-
Stationary & Printing Exp.	113,054.41	-	-	113,054.41	233.59	-	-
Registration Fees on Sumel 11	214,650.00	-	-	214,650.00	31,459.50	-	31,459.50
Tax Expense- VAT Appeal	-	-	-	-	-	-	-
Taxes (IT & Other)	2,400.00	1,809,435.38	150,556.31	1,962,391.68	2,400.00	1,464,193.20	4,116,006.45
Telephone & Mobile Exp.	111,970.90	72,930.24	100,654.19	285,555.34	86,711.83	53,460.04	224,790.02
Tendor Registration Fees	25,000.00	-	-	25,000.00	2,650.00	-	2,650.00
Transportation	-	-	-	-	852,902.82	-	852,902.82
Trash Removal Charges	-	-	16,292.83	16,292.83	-	16,638.43	16,638.43
Travelling Expenses-Domestic	2,997,267.59	-	-	2,997,267.59	1,131,566.87	-	1,131,566.87
Travelling Exp-Foreign	1,130,587.21	-	-	1,130,587.21	438,130.00	-	438,130.00
USCIS Filing Fees	-	-	-	-	-	-	-
VATCredit Not Allowed	-	-	-	-	-	-	-
Visa Fees & Exp.	-	-	-	-	-	58,241.25	58,241.25
Water Usage Penalty	-	-	-	-	-	225,450.00	225,450.00
Web Site Hosting Space Exp.	-	-	-	-	-	-	-
Work Permit and VISA Fees	3,347.83	-	-	3,347.83	7,899.00	-	-
TOTAL	22,722,954.70	3,406,311.42	2,850,787.56	28,980,053.68	20,515,910.57	4,661,729.56	29,317,160.31

Pranali Kamdar



PRANALI KAMDAR
DIN NO: 009711

Pranali M. Kamdar
Authorised Signatory/Director

MAYUR KAMDAR For, M. R. ORGANISATION LIMITED
DIN NO: 00369341

MANAGING DIRECTOR
For, **M. R. ORGANISATION LIMITED**

Month	USD	EURO	GBP	AED
April	73.11	86	101.03	19.98
May	74.06	89.6	103.02	20.16
June	72.62	88.5	102.94	19.76
July	74.33	88.39	103	20.21
Aug	74.41	88.54	103.99	20.22
Sept	73.01	86.33	100.53	19.95
AVG RATE	73.59	87.89	102.42	20.047
CLOSING RATE	73.01	86.33	100.53	19.95

For, M. R. ORGANISATION LIMITED

Mayur Kamdar

MANAGING DIRECTOR

MAYUR KAMDAR

DIN NO: 00369341



For, M. R. ORGANISATION LIMITED

Pranali Kamdar

Authorised Signatory/Director

PRANALI KAMDAR

DIN NO: 00971115

Sillyfain

Royankajest

Note	Particulars
20.20	Related party transactions
	Details of related parties:
	Description of relationship
	Names of related parties
	Holding Company
	Fellow Subsidiary Company
	Key Management Personnel (KMP)
	Non Executive Director
	Sister Concerns (Partnership Firms or companies in which Directors/relatives of directors are partner or directors)
	Relatives of KMP

For, M. R. ORGANISATION LIMITED

MANAGING DIRECTOR

MAYUR KAMDAR

DIN NO: 00369341

For, M. R. ORGANISATION LIMITED

Authorised Signatory/Director

PRANALI KAMDAR

DIN NO: 00971115

Details of related party transactions during the year ended 30th September, 2021 and balances outstanding as at 30st September, 2021:

SALES :	Holding Company	Fellow Subsidiaries	KMP/ NON EXECUTIVE DIRECTOR	Sister Concern	Relatives of KMP	Total
M.R.ORGANISATION USA LIMITED		24,736,433				24,736,433
M.R.ORGANISATION EUROPE BVBA		29,699,688				29,699,688
M.R.Export Incorporation		-				-
Prime Compressor Service Pvt Limited		-				-
Mayur Textile Industries		-				-
Purchase						
M.R.ORGANISATION USA LIMITED						
M.R.ORGANISATION EUROPE BVBA						
Prime Compressor Service Pvt Limited						
M.R.Export Incorporation				29,594,550		29,594,550
Mayur Textile Industries				-		-
COMMISSION :						
M.R.ORGANISATION EUROPE BVBA	2,969,974					2,969,974



Pranali Kamdar

Pranali Kamdar

PRANALI KAMDAR
DIN NO: 00971115

MAYUR KAMDAR
DIN NO: 00369341



For, M. R. ORGANISATION LIMITED
Authorised Signatory
M. R. Kamdar

For, M. R. ORGANISATION LIMITED
MANAGING DIRECTOR
M. R. Kamdar

M.R.ORGANISATION USA LLC	2,473,759				2,473,759
Abhishek Organizers Private Limited					
Mirage Rasesh Shah					
Ruchika Rasesh Shah					
REMUNERATION & SALARY					
Mayur Kamdar					
Pranali Kamdar	1,764,000				1,764,000
Rasesh Shah	882,000				882,000
Silky Jain	75,000				75,000
Priyanka Gupta	214,620				214,620
	174,082				174,082
DIRECTOR'S FEES:					
Tejas Girish Shah					
Priyank Shirishbhai Shah	25,000				25,000
	25,000				25,000
ADVANCE GIVEN TO					
Abhishek Organizers Private Limited					
INTEREST INCOME					
Abhishek Organizers Private Limited					
LOANS GIVEN DURING THE YEAR:					
PRANALI KAMDAR					
MAYUR KAMDAR					
LOANS REPAID DURING THE YEAR					
MAYUR KAMDAR					
PRANALI KAMDAR					
A.R.ORGANISATION EUROPE BVBA					
Loans At The End Of Year					
MAYUR KAMDAR					
RANALI KAMDAR					
INTEREST:					
MAYUR KAMDAR					
RANALI KAMDAR	1,250				1,250
	694				694
ENT:					
MAYUR TEXTILE INDUSTRIES				120,000	120,000
MAYUR KAMDAR					99,000

Priyanka Gupta
Silky Jain