

FINANCIAL STATEMENTS

OF

M.R.ORGANISATION LIMITED

(STAND ALONE)

CIN:-L29305GJ2013PLC074365

FOR THE PERIOD

01-04-2019 to 30-09-2019

N.M.Pathak & Co.

NITIN MAHESHKUMAR PATHAK

B-1111, Mondeal Heights,

Nr. Wide-Angle, Iscon-Circle,

Ahmedabad-380015.

Phone : 9825804094


E-mail nitinmpathak@gmail.com

Limited Review Report

To,
The Board of Directors,
M.R.Organisation Limited

We have reviewed the accompanying statement of unaudited financial results of M.R.Organisation Limited and its subsidiaries for the period ended on 30th September, 2019. This statement is the responsibility of the Company's Management and has been approved by the Board of Directors. Our responsibility is to issue a report on these financial statements based on our review.

We conducted our review in accordance with the Standard on Review Engagements (SRE) 2400 "Engagements to review Financial Statements", issued by the Institute of Chartered Accountants of India. This standard requires that we plan and perform the review to obtain moderate assurance as to whether the financial statements are free of material misstatement. A review is limited primarily to inquiries of company personnel and analytical procedures applied to financial data and thus provides less assurance than an audit. We have not performed an audit and accordingly, we do not express an audit opinion.



Based on our review conducted as above, nothing has come to our attention that causes us to believe that the accompanying statement of unaudited financial results prepared in accordance with applicable accounting standards and other recognized accounting practices and policies has not disclosed the information required to be disclosed in terms of Regulation 33 of the SEBI (Listing Obligations and Disclosure Requirements) Regulations, 2015 including the manner in which it is to be disclosed, or that it contains any material misstatement.

For, N.M.Pathak & Co.

Chartered Accountants

Nitin M Pathak

Nitin M Pathak

Proprietor

M.No:-037802

FRN:-0107786W

UDIN:- 19037802AAAABL6580

R

Place:- Ahmedabad

Date:- 08.11.2019



M.R.ORGANISATION LIMITED
BALANCESHEET AS ON 30th September 2019

Particulars	Note No.	As at 30th Sep, 2019	As at 30th Sep, 2018
		Rs.	Rs.
A EQUITY AND LIABILITIES			
1 Shareholders' funds			
(a) Share capital	1	2,58,37,500	2,58,37,500
(b) Reserves and surplus	2	9,56,69,092	6,07,27,396
(c) Money received against share warrants			
2 Share application money pending allotment			
3 Non-current liabilities			
(a) Long-term borrowings			
(b) Deferred tax liabilities (net)			
(c) Other long-term liabilities			
(d) Long-term provisions for Gratuity		66,44,143	30,31,714
4 Current liabilities			
(a) Short-term borrowings(B.O.D)	3	-	3,06,39,064
(b) Trade payables	4	2,60,71,052	1,57,59,378
(c) Other current liabilities	5	26,87,495	22,11,254
(d) Short-term provisions	6	83,99,403	44,49,764
TOTAL		16,53,08,684	14,26,56,070

For, M. R. ORGANISATION LIMITED

Mayur Kamdar

MANAGING DIRECTOR

MAYUR KAMDAR
DIN No.: 00369341

For, M. R. ORGANISATION LIMITED

Pranali Kamdar

MANAGING DIRECTOR

PRANALI KAMDAR
DIN No.: 00971115

Jeejaka Jethi



Sitky Jain
ACS: 35940

M.R. ORGANISATION LIMITED
BALANCESHEET AS ON 30th September, 2019

Particulars	Note No.	As at 30 Sep, 2019	As at 30 Sep, 2018
		Rs.	Rs.
B ASSETS			
1 Non-current assets			
(a) Fixed assets			
(i) Tangible assets	7	1,50,38,781	1,14,29,924
(ii) Intangible assets			
(iii) Capital work-in-progress			
(iv) Intangible assets under development			
(v) Fixed assets held for sale			
(a)(i) Advertisement Deffered revenue exp			
(b) Non-current investments	8	25,39,331	25,39,331
(c) Deferred tax assets (net)		18,22,939	15,10,652
(d) Long-term loans and advances		-	84,75,605
(e) Other non-current assets		-	-
2 Current assets			
(a) Current investments - Share Application		-	-
(b) Inventories	9	7,77,67,748	6,25,59,928
(c) Trade receivables	10	3,51,23,475	4,40,76,965
(d) Cash and cash equivalents	11	58,78,444	41,87,019
(e) Short-term loans and advances	12	90,736	8,972
(f) Other current assets	13	2,70,47,229	78,67,674
TOTAL		16,53,08,684	14,26,56,070

For, M. R. ORGANISATION LIMITED

Mayur Kamdar

MANAGING DIRECTOR

MAYUR KAMDAR
DIN No.: 00369341

For, M. R. ORGANISATION LIMITED

Pranali Kamdar

MANAGING DIRECTOR

PRANALI KAMDAR
DIN No.: 00971115

Pranali Kamdar



Silky Jain
ACS: 35940

M.R.ORGANISATION LIMITED				
Statement of Profit and Loss for the year ended 30th September, 2019				
Particulars		Note No.	For the Period 01.04.2019 To 30.09.2019	For the Period 01.04.2018 To 30.09.2018
A	CONTINUING OPERATIONS:-			
1	Revenue from operations (Gross)	14	10,39,94,700	8,53,76,832
	Less: Excise duty			
	Revenue from operations (net)		10,39,94,700	8,53,76,832
2	Other income	15	50,59,546	47,60,749
3	Total revenue (1+2)		10,90,54,245	9,01,37,581
4	EXPENSES:-			
	(a) Direct Expense	16	81,44,854	57,81,671
	(b) Purchases of stock-in-trade	16.A	4,03,40,317	3,02,98,730
	(c) Changes in inventories of finished goods, work-in- progress and stock-in-trade		-1,37,70,288	14,29,213
	(d) Employee benefits expense	17	1,89,54,850	1,63,87,781
	(e) Finance costs	18	13,71,483	26,03,315
	(f) Amortisation expense			
	(f) Depreciation	7	24,17,449	37,45,945
	(g) Other expenses	19	1,89,85,411	1,49,94,576
4	Total expenses (4)		7,64,44,077	7,52,41,230
5	Profit / (Loss) before exceptional and extraordinary items and tax (3 - 4)		3,26,10,168	1,48,96,350
6	Exceptional Items(CREDIT OF EARLIER YEARS TAX WRITTEN OFF)			
7	Profit / (Loss) before extraordinary items and tax (5 + 6)		3,26,10,168	1,48,96,350
8	Extraordinary items			
9	Profit / (Loss) before tax (7 + 8)		3,26,10,168	1,48,96,350
10	Tax expense:		78,50,190	38,73,051
	(a) Provision for income tax		78,50,190	38,73,051
	(b) (Less): MAT credit (where applicable)			
	(c) Current tax expense relating to prior years			
	(d) Net current tax expense			
	(e) Deferred tax Asset	30		
11	Profit / (Loss) from total operations (9 +10)		2,47,59,978	1,10,23,299
12	Profit / (Loss) for the year (11)		2,47,59,978	1,10,23,299

For, M. R. ORGANISATION LIMITED

Mayur Kamdar

MANAGING DIRECTOR

MAYUR KAMDAR
DIN No.: 00369341

For, M. R. ORGANISATION LIMITED

Pranali Kamdar

MANAGING DIRECTOR

PRANALI KAMDAR
DIN No.: 00971115


Siddhant Jain
ACS: 35740

Pranali Kamdar




**Stand Alone Cash Flow Statement of
M.R ORGANISATION LIMITED
for the year ended 30th Sept, 2019**

Particulars	For the half year ended 30th Sep, 2019		For the half year ended 30th Sep, 2018	
A. Cash flow from operating activities				
Net Profit / (Loss)	24759978.35		11023299.04	
Increase in Foreign Exchange Translation Reserve				
Add: Provision For Taxtion	0		3873050	
Increase in Other Reserve				
<i>Adjustments for:</i>				
Depreciation and amortisation	2417449		3745944.648	
Non Cash Expenditure - Provision of Gratuity				
Finance costs	1371483.34		2603315	
Net (gain) / loss on sale of investments				
Profit on sale of Asset				
Loss on Sale of Asset				
Increase in Deferred tax Assets				
Net unrealised exchange (gain) / loss				
Operating profit / (loss) before working capital changes				
<i>Changes in working capital:</i>				
<i>Adjustments for (increase) / decrease in operating assets:</i>				
Inventories	-13770287.5		1429213	
Trade receivables	7549956		-5568771	
Other current assets	4317110		5935770	
<i>Adjustments for increase / (decrease) in operating liabilities:</i>				
Trade payables	5246708		4524131	
Other current liabilities	-549082		-471843	
Short-term provisions	7604403		326613	
Taxes Paid	-10212753		-9050000	
Net cash flow from / (used in) operating activities (A)	28734965	28734965	18370722	18370721.69
B. Cash flow from investing activities				
New Short Term Loans & Advance Granted/Recovered				
Investment Purchased/Sold				
Proceeds from sale of fixed assets				
Asset purchased during the year	-374284.55		-188476	
Short Term Loans And Advances	220200		-4472	
Long Term Loans & Advance Recovered Back				
Net cash flow from / (used in) investing activities (B)	-154085	-154085	-192948	-192948
C. Cash flow from financing activities				
Proceeds from issue of equity shares				
Proceeds from Share Premium Received				
Proceeds from Short-term borrowings	-31871796		-16718068	
Acceptance/Repayment of long-term borrowings				
Finance cost	-1371483.34		-2603315	
Net cash flow from / (used in) financing activities (C)	-33243279.34	-33243279.34	-19321383	-19321383
Net increase / (decrease) in Cash and cash equivalents (A+B+C)		-4662399		-1143609
Cash and cash equivalents at the beginning of the year	10540843	10540843	5330628	5330628
Cash and cash equivalents at the end of the year		5878444		4187019

M. R. ORGANISATION LIMITED

MANAGING DIRECTOR


MAYUR KAMDAR
DIN No.: 00369341


A/c: 32140

M. R. ORGANISATION LIMITED

MANAGING DIRECTOR

PRANALI KAMDAR
DIN No.: 00971115





M.R.ORGANISATION LIMITED
Notes forming part of the financial statements

Note 1 Share Capital		
Particulars	As at 30th Sep, 2019	As at 30th Sep, 2018
	Rs.	Rs.
(a) Authorised:-		
Equity shares of Rs.10/- each.		
(b) Issued:-		
Equity shares of Rs.10/- each.	2,58,37,500	2,58,37,500
(c) Subscribed and fully paid up:-		
Equity shares of Rs.10/- each.	2,58,37,500	2,58,37,500
Total	2,58,37,500	2,58,37,500

Note 2 Reserves and surplus		
Particulars	As at 30th Sep, 2019	As at 30th Sep, 2018
	Rs.	Rs.
Reserves & Surplus	7,09,09,114	4,97,04,097
Net Profit From 01.04 To 30.09	2,47,59,978	1,10,23,299
Total	9,56,69,092	6,07,27,396

Note 3 Short-term borrowings		
Particulars	As at 30th Sep, 2019	As at 30th Sep, 2018
	Rs.	Rs.
Other loans and advances:-		
Bank Overdraft	-	3,08,99,894
Bansari Kamdar Account	-	-10,830
Pranali Kamdar Account	-	-2,50,000
Total	-	3,06,39,064

For, M. R. ORGANISATION LIMITED

Mayur Kamdar

MANAGING DIRECTOR

MAYUR KAMDAR
DIN No.: 00369341

Siddhant Jain
ACS: 359140

For, M. R. ORGANISATION LIMITED

Pranali Kamdar

MANAGING DIRECTOR

PRANALI KAMDAR
DIN No.: 00971115

Pranali Kamdar



M.R.ORGANISATION LIMITED
Notes forming part of the financial statements

Note 4 Trade payables		
Particulars	As at 30th Sep, 2019	As at 30th Sep, 2018
	Rs.	Rs.
Trade payables:		
Creditors	2,60,71,052	1,57,59,378
Total	2,60,71,052	1,57,59,378

For, M. R. ORGANISATION LIMITED
Mayur Kamdar
MANAGING DIRECTOR
MAYUR KAMDAR
DIN No.: 00369341

For, M. R. ORGANISATION LIMITED
Pranali Kamdar
MANAGING DIRECTOR
PRANALI KAMDAR
DIN No.: 00971115

Pranali Kamdar

Sulphani
ACSI 35740



M.R. ORGANISATION LIMITED

Notes forming part of the financial statements

Note 5 Other current liabilities		
Particulars	As at 30th Sep, 2019	As at 30th Sep, 2018
	Rs.	Rs.
Salary Payable	23,56,993	19,05,609
Goods Received But Not Invoiced	1,94,407	2,29,257
Directors Current Account	36,094	31,388
Sitting Fees Payable	1,00,000	45,000
Total	26,87,495	22,11,254

Note 6 Short-term provisions		
Particulars	As at 30th Sep, 2019	As at 30th Sep, 2018
	Rs.	Rs.
Provision for Taxation :-		
ESI Payable	36,097	52,539
PF Payable	2,33,433	2,20,808
Professional Tax Payable	19,540	15,080
TDS Payable	2,60,143	2,76,176
GST Payable	-	12,110
Income Tax Payable	78,50,190	38,73,051
Total	83,99,403	44,49,764

For, M. R. ORGANISATION LIMITED

Mayur Kamdar

MANAGING DIRECTOR

MAYUR KAMDAR
DIN No.: 00369341

Suljain
ACS: 35740


For, M. R. ORGANISATION LIMITED

Pranali Kamdar

MANAGING DIRECTOR

PRANALI KAMDAR
DIN No.: 00971115

Deep Jha Jethi



M.R. ORGANISATION LIMITED
Notes forming part of the financial statements

Note 8 Non-current investments		
Particulars	As at 30th Sep, 2019	As at 30th Sep, 2018
	Rs.	Rs.
M.R. Organisation(Europe) BVBA	13,50,254	13,50,254
M.R.Organisation(USA) LLC	11,89,077	11,89,077
Total	25,39,331	25,39,331

Note 9 Inventories		
Particulars	As at 30th Sep, 2019	As at 30th Sep, 2018
	Rs.	Rs.
Closing Stock	7,77,67,748	6,25,59,928
Total	7,77,67,748	6,25,59,928

Note 10 Trade receivable		
Particulars	As at 30th Sep, 2019	As at 30th Sep, 2018
	Rs.	Rs.
Debtors	3,51,23,475	4,40,76,965
Total	3,51,23,475	4,40,76,965

Note : 11 Cash & Cash Equivalents		
Particulars	As at 30th Sep, 2019	As at 30th Sep, 2018
	Rs.	Rs.
Cash on hand	84,357	47,007
Balances with banks:-		
AXIS Bank Limited - 003010200044022	1,401	1,401
CITI Bank - 0017553666	17,768	-20,266
Multi Currency Card	-	1,95,987
The Ratnakar Bank Limited - 409000352791	40,231	37,545
SBI Current A/c No.31750629206	-1,98,023	37,56,202
SBI Sweep A/c No.38052590326	59,03,198	-
SBI Share Application A/c-34147418236	15,800	-
Syndicate Bank -CA-700610100003430	13,712	1,69,143
Total	58,78,444	41,87,019

for, M. R. ORGANISATION LIMITED

Mayur Kamdar

MANAGING DIRECTOR

MAYUR KAMDAR
DIN No.: 00369341

Sulphani
ACS: 35940

for, M. R. ORGANISATION LIMITED

Pranali Kamdar

MANAGING DIRECTOR

PRANALI KAMDAR
DIN No.: 00971115

Pranjali Kamdar



M.R.ORGANISATION LIMITED
Notes forming part of the financial statements

Note 12 Short-term loans and advances		
Particulars	As at 30th Sep, 2019	As at 30th Sep, 2018
	Rs.	Rs.
Hemant Suthar	10,000	2,057
Abhishek Kumar	-	5,915
Babubhai (Milk)	-	1,000
Hitesh Mishra	8,000	-
Other Loans and Advances :-		
Bank Overdraft	61,906	-
Bansari Kamdar Account	10,830	-
TOTAL	90,736	8,972

Note 13 Other Current Assets		
Particulars	As at 30th Sep, 2019	As at 30th Sep, 2018
	Rs.	Rs.
Other Prepaid Expenses	4,99,879	74,138
Deposit For You Broadband	18,000	18,000
BSNL Deposit	3,841	3,841
Advance Tax	47,00,000	10,00,000
JIO Deposit	5,950	5,700
Investment in Mutual Fund	1,75,00,000	-
Deposit against VAT Appeal	-	2,00,000
Deposit For Rent (Mayur Tex Ind.)	2,10,000	2,10,000
Deposit For Rent (M.k)	12,000	12,000
Deposit For Rent (Indore)	20,000	20,000
Deposit For Rent (Surat)	38,250	38,250
Deposit For Rent (Sumel-11 (Rent *3))	3,56,445	3,56,445
Deposit for Security to Indian Railway	43,990	27,140
Deposit For Rent (Ashok Kumar Vyas)	2,500	2,500
RIM 9327004524 Deposit	2,000	2,000
Torrent Power Deposit	1,43,045	86,445
DGFT License Receivable	3,50,239	4,19,376
Gst Receivable	1,95,142	24,11,827
Duty and Taxes Receivable	1,77,275	20,531
GST Electronic Credit and Cash Ledger	20,98,567	25,57,604
VAT Credit Carrier Forward	4,01,877	4,01,877
Deposit for GSECL	1,400	-
Deposit for Rent(Jamshedpur)	40,000	-
Interest Receivables	2,26,829	-
Total	2,70,47,229	78,67,674

For, M. R. ORGANISATION LIMITED

Manoj K. Kamdar

MANAGING DIRECTOR

MAYUR KAMDAR
DIN No.: 00369341

Suhjani
ACS: 35740

For, M. R. ORGANISATION LIMITED

Pranali Kamdar

MANAGING DIRECTOR

PRANALI KAMDAR
DIN No.: 00971115

Kajalika Gupta



M.R. ORGANISATION LIMITED
Notes forming part of the financial statements

Note 14 Revenue from operations		
Particulars	For the Period 01/04/2019 To 30/09/2019	For the Period 01/04/18 To 30/09/2018
	Rs.	Rs.
Domestic Sales	4,55,69,840	3,91,65,389
Net Export Sales	5,84,24,860	4,62,11,442
Total	10,39,94,700	8,53,76,832

Note 15 Other Income		
Particulars	For the Period 01/04/2019 To 30/09/2019	For the Period 01/04/18 To 30/09/2018
	Rs.	Rs.
Forex Gain/Loss	1,64,635	9,75,450
Out Bond Dispatch Cost	22,44,491	22,15,615
Export Incentive Scheme	23,13,858	14,67,496
Other Income	3,36,562	1,02,188
Total	50,59,546	47,60,749

Note 16 Direct Expense		
Particulars	For the Period 01/04/2019 To 30/09/2019	For the Period 01/04/18 To 30/09/2018
	Rs.	Rs.
Electricity Expense	6,76,559	3,64,241
Manufacturing Expense	2,60,158	4,17,893
labour Charges	23,29,393	11,71,630
Tools & Bags	37,155	12,850
Freight & Carriage Expense	42,25,940	33,93,201
Custom Duty-Landed Cost	6,15,648	4,21,856
Total	81,44,854	57,81,671

Note 16.A Purchase of traded goods		
Particulars	For the Period 01/04/2019 To 30/09/2019	For the Period 01/04/18 To 30/09/2018
	Rs.	Rs.
Raw Material Purchase	24,53,498	21,61,248
Finish Goods Purchase	3,50,02,053	2,39,76,915
Consumables Purchase	3,67,604	2,80,681
Packing Material Purchase	2,33,041	2,25,093
Dies & Tools Purchase	3,71,510	4,36,261
Sample Item Purchase	17,57,380	30,59,620
Stationery Item Purchase	1,55,231	1,58,583
Measuring & Inspection Equipment Purchase	-	329
Total	4,03,40,317	3,02,98,730

Note 17 Employee benefits expense		
Particulars	For the Period 01/04/2019 To 30/09/2019	For the Period 01/04/18 To 30/09/2018
	Rs.	Rs.
Statutory Contribution	11,54,474	8,63,987
HRA	16,33,772	14,02,870
LTA	12,84,892	7,88,754
Medical Allowance	10,10,388	4,42,532
Other Deduction-Salary	-19,208	-6,002
Overtime Expense	7,19,360	5,89,517
Salary & Wages Expense	58,31,114	51,49,022
Special Allowance	19,53,574	15,88,277
Staff Welfare Expense	3,95,989	5,13,744
Transport Allowance Expense	13,55,495	11,05,080
Remuneration Expense (Including Sitting Fees)	36,35,000	39,50,000
Leave Encash Salary Expense	-	-
Total	1,89,54,850	1,63,87,781



M. R. ORGANISATION LIMITED
Man Kamdar
MANAGING DIRECTOR
MAYUR KAMDAR
DIN No. : 00369341

M. R. ORGANISATION LIMITED
Pranali Kamdar
MANAGING DIRECTOR
PRANALI KAMDAR
DIN No. : 00971115

Pranali Kamdar
Siddhant
AES: 35740

M.R. ORGANISATION LIMITED

Notes forming part of the financial statements

Note 18 Finance costs		
Particulars	For the Period 01/04/19 To 30/09/2019	For the Period 01/04/18 To 30/09/2018
	Rs.	Rs.
Bank Charges	3,64,974	2,64,080
Interest Expense	3,48,563	23,39,235
Realised Foreign Exchange Loss	6,57,946	-
Total	13,71,483	26,03,315

Note 19 Other expenses		
Particulars	For the Period 01/04/19 To 30/09/2019	For the Period 01/04/18 To 30/09/2018
	Rs.	Rs.
Insurance Expense	4,76,492	6,37,673
Annual Company Meeting Tour Expense	8,97,074	-
Business Summit Expense	14,48,845	-
Bad Debts	4,632	28,665
Internet Expense	1,04,631	1,12,500
Business Promotion Expenses	2,73,346	2,75,216
Housekeeping Expense	69,974	45,027
Maintenance Expense-Sumel & Other Office	-	1,01,029
Legal & Professional Fees	2,99,848	1,81,400
Repair & Maintenance Expense	4,70,739	6,21,942
Office Expense/ Back Office Charges	1,74,720	1,62,674
Post & Couriers Expense	54,656	1,18,461
Rounding Off	165	60
Membership Fee	91,570	-
Stationary & Printing Expense	2,40,217	1,85,482
Telephone & Mobile Expense	61,846	47,499
Demat Administration Charges	59,214	46,000
Recruitment Expense	77,550	-
Manpower Expense	64,969	-
Travelling Expense-Domestic	10,06,782	11,25,546
Travelling Expense-Foreign	24,80,101	22,13,260
Audit Fees & Income Tax Fees	30,000	-37000.00
Consultation Charges	4,87,996	3,39,948
Legal Expense	1,09,000	34,750
R O C Charges	9,600	2,400
Selling & Distribution Expense	81,919	64,76,561
Commission Expense	58,33,255	-
Taxes (IT & Other)	2,400	2,400
Security Charges	2,98,892	3,32,936
Exhibition Expense	3,82,915	10,000
Rent Expense	15,55,123	12,76,278
Pooja Expense	14,669	10,685
Transportation Expense	4,38,983	5,27,059
Milk Expense	6,655	30,437
Water Expense	52,912	-
Contribution Expense	7,263	-
Tendor Registration Fees	90	2,900
Renewal Charges For software Expense	-	12,300
VATCredit Not Allowed	-	35,470
DGFT License Write Off	-	29,018
Government Application fees for DGFT License	11,000	6,000
Settlement Expense	2,50,000	-
Tax Expenses - VAT Appeal	6,50,303	-
GST-ITC Not allowed Expense	3,43,516	-
DGFT License Realised Loss	61,547	-
Total	1,89,85,411	1,49,94,576



M. R. ORGANISATION LIMITED
M. K. Kamdar
MANAGING DIRECTOR
MAYUR KAMDAR
 DIN No.: 00369341

M. R. ORGANISATION LIMITED
Pranali Kamdar
MANAGING DIRECTOR
PRANALI KAMDAR
 DIN No.: 00971115

M. N. Pathak
Siddhant
 ACC/135740

M.R.ORGANISATION LIMITED
Notes forming part of the financial statements
NOTE 7:DEPRECIATION

DESCRIPTION	RATE OF DEPRECIATION	GROSS BLOCK				DEPRECIATION BLOCK				Net Block	Net Block
		As at 1st April 2019	Additions during the year	Date	Days	As at 30th September, 2019	As at 1st April 2019	For the Year	Accumulated Depreciation on September, 2019		
0.25 HP MOTOR WITH BRAKE ASSEMBLY	18.10	3596.87				3596.87	0.00		3596.87	0.00	0.00
Air Compressor Motors	18.10	2492.12				2492.12	0.00		2492.12	0.00	0.00
Airconditioner	45.07	159706.40				135717.11	5405.99		141123.09	18583.31	23989.29
Aurticj Pipe -Self Furthing	18.10	3133.03				3133.03	0.00		3133.03	0.00	0.00
Alto 800CC-2010 Model (Second Hand)	31.23	160000.00				58158.63	15902.53		74061.16	85938.84	101841.37
Alto 800CC- 2011 Model (Second hand)	31.23	125000.00				44480.27	12573.16		57053.42	67946.58	80519.73
Auto Card LT Software	39.30	22893.10				10822.37	2371.90		13194.27	9698.83	12070.73
ABC Type Fire Extinguisher	45.07	14550.00	17400.00	06/05/2019	117	7564.31	1574.23	2513.79	11652.33	20297.67	6985.69
AIR AUDIT EQUIPMENT SENSOR AND KIT	63.16	280881.63				199249.84	25779.32		225029.16	58852.47	81631.79
All Gear Radial D KMT 38/300	18.10	29551.41				6813.03	2057.82		8870.85	20680.56	22738.38
Barcode Printer CP 2140	63.16	2436.00				2436.00	0.00		2436.00	0.00	0.00
BARCODE PRINTER CP 2140 - 24.06.13	63.16	25725.00				25725.00	0.00		25725.00	0.00	0.00
BINATONE SPIRIT 100 CORDED LANDLINE X0009G900J	45.07	1282.00				1282.00	0.00		1282.00	0.00	0.00
BINATONE SPIRIT 111 CORDED LANDLINE	45.07	487.29				487.29	0.00		487.29	0.00	0.00
Bolero XLS 95TR AC B53 PS-G5B54672 (White) 800Z	31.23	552259.01				262157.60	45299.34		307456.94	244802.07	290101.41
Bench Grinder Machine 0.75 HP	18.10	590.31				590.31	0.00		590.31	0.00	0.00
Cable Connetrised Rs-232 CNC	18.10	513.35				513.35	0.00		513.35	0.00	0.00
Camera -IR MTR (32 Nos)	45.07	67200.00				53733.79	3034.61		56768.40	10431.60	13466.21
Camera -IR MTR (32 Nos)	45.07	11010.00				8697.05	521.22		9218.27	1791.73	2312.95
Camera -IR MTR (32 Nos)	45.07	43250.00				34019.14	2080.17		36099.31	7150.69	9230.86
CCTV CAMERA	45.07	85332.00				77193.27	1834.06		79027.34	6304.66	8138.73
CMM Machine Model 564	18.10	847378.64				590410.37	23255.63		613665.99	233712.65	256968.27
CNC TURNING CENTRE DX-200 (4%)	18.10	483765.16				337062.97	13276.55		350339.52	133475.64	146702.19
CNC VERTICAL MACHINE VMC-640	18.10	643542.71				448387.85	17661.51		466049.37	177493.34	195154.86
Compressor Complete Unit with 225 LTR TANK	18.10	6090.17				6090.17	0.00		6090.17	0.00	0.00
Ceiling/Wall Fan	45.07	5847.00				2563.04	740.04		3303.08	2543.92	3283.96
Ceiling/Wall Fan	45.07	4322.00				1649.07	602.34		2251.41	2070.59	2672.93
Ceiling/Wall Fan	45.07	9492.00				1793.26	1734.91		3528.17	5963.83	7698.74
COMPUTER DT.1-8-07	63.16	32106.40				32106.40	0.00		32106.40	0.00	0.00
Channel 16 DVR MD2516D1	45.07	5700.00				5700.00	0.00		5700.00	0.00	0.00
Computer Peripherals	63.16	53407.11				37719.67	4954.09		42673.76	10733.35	15687.44
Celerio ZXI MT- Baizing Red	31.23	372486.45				176819.49	30553.40		207372.88	165113.57	195666.96
Celerio ZXI AMT-Metallic Glistening Grey	31.23	408356.15				193846.85	33495.63		227342.48	181013.67	214509.30
Channel Beam / Joint	18.10	58658.65				13523.66	4084.72		17608.37	41050.28	45134.99
Coolant Pump	18.10	502.99				502.99	0.00		502.99	0.00	0.00
Quick heal Internet Security	63.16	68572.00	84000.00	08/19/2019	42	62824.50	1815.06	6104.89	70744.45	81827.55	5747.50
Single Multi Mode Airtel	63.16	3000.00				3000.00	0.00		3000.00	0.00	0.00
Stamps and Pattern/Moulds/Fixture	18.10	7656362.49				4688985.00	268547.66		4957532.66	2698829.83	2967377.49
USB Keyboard K6216	63.16	466.10				466.10	0.00		466.10	0.00	0.00
Electric Motor 1 HP	18.10	1201.84				1201.84	0.00		1201.84	0.00	0.00
Electrical Fittings	25.89	138513.21				39949.09	12759.12		52708.22	85804.99	98564.12
Electrical Fittings	25.89	4738.00				1420.94	429.39		1850.33	2887.67	3317.06
EXIDE POWER SAFE 12V - 42AH BATTERY 11 PCS	63.16	33000.00				25891.67	2244.81		28136.48	4863.52	7108.33
FACE RECOGNITION MACHINE	18.10	20638.82				14380.08	566.42		14946.50	5692.32	6258.74
Face Recognition Machine FK 705	18.10	12674.55				2922.10	882.60		3804.69	8869.86	9752.45



Subhan Aca 2021

Factory Shed	9.50	753004.80			338349.44	19696.13		358045.57	394959.23	414655.36
Fan	45.07	15017.39			15017.39	0.00		15017.39	0.00	0.00
Finger Print Reader SFR 300 USB BASED /TIME TRACK 5	18.10	17080.03			7062.67	906.57		7969.24	9110.79	10017.36
FOLDING RACK FOR OFFICE -new	25.89	242440.00	23550.00	09/28/2019	171108.32	9233.89	33.41	180375.61	85614.39	71331.68
FURNITURE/FIXTURE	25.89	1983277.53			1304027.01	87928.98		1391955.99	594321.54	679250.52
FURNITURE/FIXTURE	25.89	8600.00			2710.26	762.43		3472.69	5127.31	5889.74
FURNITURE/FIXTURE	25.89	5000.00			1504.77	452.46		1957.23	3042.77	3495.23
FURNITURE/FIXTURE	25.89	750.00			219.80	68.63		288.43	461.57	530.20
Furniture - Fixture	25.89	29704.00			5836.25	3089.68		8925.93	20778.07	23867.75
FURNITURE/FIXTURE	25.89	280593.00			81348.04	25792.26		107140.30	173452.70	199244.96
GIONEE MOBILE HANDSET P2M GOLD - IMEI NO - 867646020727808	45.07	35739.00			35739.00	0.00		35739.00	0.00	0.00
GIONEE MOBILE HANDSET P3S GREY - IMEI NO- 868130021241597	45.07	9566.00			9566.00	0.00		9566.00	0.00	0.00
GA30 PACK MCH1 PNE 3000069/68 10BAR L/S 78 30KW 2000	18.10	150000.00			44207.64	974.21		53781.85	96218.15	105792.36
GCO 200 CUT OFF SAW	18.10	7200.00			1417.24	523.34		1940.58	5259.42	5782.76
HARDDISK 500 GB DT: 14.08.2012	63.16	1911.20			1911.20	0.00		1911.20	0.00	0.00
HARDDISK 500 GB DT: 24.7.2012	63.16	13057.00			13057.00	0.00		13057.00	0.00	0.00
HDD 1TB EXTERNAL HARDDRIVE - 08.06.13	63.16	14312.00			13343.35	305.90		13649.25	662.75	968.65
HDD 1TB EXTERNAL HARDDRIVE - 08.06.13	63.16	3728.00			2706.33	322.64		3028.97	699.03	1021.67
HAIER REFRIGERATOR HRF2983CSSE STAINLESS STEEL	63.16	18586			9423.30	2893.58		12316.88	6269.12	9162.70
HP 1020PLUS MONOCHROME LASER PRINTER X000EWZ151	63.16	6380.00			6380.00	0.00		6380.00	0.00	0.00
HP LASERIET M 1213NF-10.02.14	63.16	14285.71			14285.71	0.00		14285.71	0.00	0.00
HIGH 102 LIFT PALLET TRUCK X 1 TON X 1000 MM	18.10	32000.00			7247.59	2240.09		9487.68	22512.32	24752.41
HI-116 PLATFORM TRUCK SIZE: 2'W*3'L*36"HH	18.10	8800.00			1775.07	635.76		2410.83	6389.17	7024.93
CAPACITY 250KG	63.16	5493.96			5493.96	0.00		5493.96	0.00	0.00
IBM SERVER3400-7975125	63.16	202800.00			193730.56	2864.13		196594.69	6205.31	9069.44
INTEL CORE I3 - 3.30 GHZ CPU	63.16	0.00	26695.00	07/19/2019	0.00	0.00	3372.11	3372.11	23322.89	0.00
Intel Core i3 2100 Processor S/N: L233C065, 3214C545	45.07	4151.78			4151.78	0.00		4151.78	0.00	0.00
Karbons K9 Smart 4G-1 GB	45.07	7857.16			7857.16	0.00		7857.16	0.00	0.00
Karbons K9 Smart 4G-1 GB (2 Mobiles)	45.07	3800.00			3800.00	0.00		3800.00	0.00	0.00
LAPPYMASTER 39.1 CM (15.4) LED MONITOR (BLACK)	63.16	44834.12			44834.12	138.95		44533.08	301.04	439.99
X000GYRWWR	63.16	0.00			0.00	0.00		0.00	0.00	0.00
LAPTOP DELL 5521 04.07.2014	63.16	44834.12			44834.12	0.00		44533.08	301.04	439.99
Laptop Dell Inspiration 15-5547 15.6 Inch	63.16	0.00			0.00	0.00		0.00	0.00	0.00
Laptop Dell Inspiron 15 3542 39.62cm (Black)	63.16	0.00			0.00	0.00		0.00	0.00	0.00
Laptop Dell Inspiron 3542 Core i3 15.6inch (Silver)	63.16	141500.00			138232.55	1031.86		139264.41	2235.59	3267.45
LAPTOP LENOVO G50-70 NOTEBOOK (50-443003)	63.16	0.00			0.00	0.00		0.00	0.00	0.00
LAPTOP LENOVO G50-70 NOTEBOOK (59-422423)	63.16	62500.00			60640.41	587.26		61227.67	1272.33	1859.59
Asus Laptop Core i3 7 Generation Gray	63.16	45745.76			5461.97	12721.62		18183.59	27562.17	40283.79
Dell Vostro 2018 Core 7 Generation Laptop HD Black	63.16	25991.53			3103.35	7228.09		10331.43	15660.10	22888.18
Asus Laptop i3 7th Gen-807K5YRRC (Steel Gray-15.6 INCH)	63.16	44050.84			4039.98	12635.43		16675.41	27375.43	40010.86
Acer Aspire i3 Core 7 Generation Laptop (Steel Gray)	63.16	22365.00			1973.73	6439.56		8413.29	13951.71	20391.27
Asus Laptop i3 7th Gen-807H827N2 (Steel Gray-14 INCH)	63.16	25839.00			2951.00	7228.03		10179.03	15659.97	22888.00
Asus Vivobook i3 -807G58XNP7 (Gold-15.6i INCH)	63.16	24950.00			2450.90	7102.06		9562.96	15387.04	22489.10
YJOTI make CNC Vertical Machining Center, Model: RX 20	45.07	2302050.00			423541.25	423321.95		846863.20	1455186.80	1878508.75

For. M. R. ORGANISATION LIMITED
M. R.
MANAGING DIRECTOR
MAYUR KAMDAR
DIN No.: 00369341

For. M. R. ORGANISATION LIMITED
M. R.
MANAGING DIRECTOR
PRANALI KAMDAR
DIN No.: 00971115



Subhas
KSA 35960

Lathe Machine-2130MM	18.10	51376.80								51376.80	35796.74	1410.00			37206.74	14170.06	15580.06
LED-DELL E1914H 18.5 INCH	63.16	9942.00								9942.00	9942.00	0.00			9942.00	0.00	0.00
Leth Machine -Olympic 4 1/2"	18.10	68207.36								68207.36	47523.42	1871.90			49395.32	18812.04	20683.94
Lift 500 Kg Load Cage	18.10	17631.62								17631.62	12284.82	483.89			12768.70	4862.92	5346.80
LINKSYS ROUTER DT. 21.07.12	63.16	2688.00								2688.00	2688.00	0.00			2688.00	0.00	0.00
Locker-TUORI	45.07	1119.37								1119.37	1119.37	0.00			1119.37	0.00	0.00
Lenovo Idea Pad 100 Core i3	63.16	0.00								0.00	0.00	0.00			0.00	0.00	0.00
Lenovo Idea Pad 100 Core i3	63.16	0.00								0.00	0.00	0.00			0.00	0.00	0.00
Lenovo G50-70 IMEI-Serial-PP09RK4Z	63.16	13776.79								13776.79	9772.88	1264.43			11037.32	2739.47	4003.91
Lenovo G50-70(59-42423) IMEI-Serial-SYB10136563	63.16	13820.16								13820.16	9803.65	1268.41			11072.06	2748.10	4016.51
Lenovo Idea Pad 100 Core i3 5th Gen-SF05FEG	63.16	11385.02								11385.02	8076.23	1044.92			9121.14	2263.88	3308.79
Logitech Wireless Presenter R-400 BLACK	45.07	4823.00								4823.00	1482.90	752.69			2235.59	2587.41	3340.10
Lever Tea Coffee Vending M/c	45.07	2580.35								2580.35	2580.35	0.00			2580.35	0.00	0.00
Landline Telephone set GLIVE, BEETEL	45.07	1752.54								1752.54	1752.54	0.00			1752.54	0.00	0.00
Lath HMB-12" HG Machine ATUL-9"	18.10	36502.70								36502.70	8415.64	2541.88			10957.52	25545.18	28087.06
Machinery Parts Others (Assets)	18.10	3340.99								3340.99	3340.99	0.00			3340.99	0.00	0.00
Machinery Tools (Assets)	18.10	159314.50								159314.50	60912.98	8905.34			69818.32	89496.18	98401.52
Machinery Tools / Parts (Assets)	18.10	757022.08								757022.08	527454.51	20775.87			548230.37	208791.71	229567.57
Macwell 8" Cap Hydralie Machine	18.10	6731.55								6731.55	6731.55	0.00			6731.55	0.00	0.00
Mark Zapp DX(Royal Blue/silver)2 WHEELAR	25.89	12978.42								12978.42	12978.42	0.00			12978.42	0.00	0.00
MEMORY 1 GB DT.: 14.08.2012	63.16	1386.00								1386.00	1386.00	0.00			1386.00	0.00	0.00
MERCEDES BENZ E Class	63.16	9828.00								9828.00	9828.00	0.00			9828.00	0.00	0.00
MERCEDES BENZ E Class	31.23	0.00								0.00	0.00	0.00			0.00	0.00	0.00
MERCEDES BENZ B Class	31.23	340050.00								340050.00	2858626.52	84621.35			2943247.87	457302.13	541923.48
SUZU-D Max Crew (Titanium Silver)	31.23	830000.00								830000.00	107234.41	112859.85			220094.26	609905.74	722765.59
WAGON-R JH 05AQ 1286(Silver)	31.23	210000.00								210000.00	15272.75	30406.66			45679.41	164320.59	194727.25
TOYOTA FORTUNER / P.BROWN / VEHICLE NO. - GJ01KU8002	31.23	3537720.00								3537720.00	96861.80	537290.01			634151.81	2903568.19	3440858.20
Metal Cutting Bandsaw Machine Laxson	18.10	24137.48								24137.48	16817.77	662.43			17480.20	6657.28	7319.71
MICROSOFT PATER LIC. - CALLS LIC.	63.16	10906.14								10906.14	10906.14	0.00			10906.14	0.00	0.00
MICROSOFT PATER LIC. - SQL LIC.	63.16	114667.33								114667.33	114667.33	0.00			114667.33	0.00	0.00
MICROSOFT PATER LIC. - WINDOWS LIC.	63.16	31426.37								31426.37	31426.37	0.00			31426.37	0.00	0.00
MILLENIUM DRILL-SKP-205FR	18.10	7162.66								7162.66	7162.66	0.00			7162.66	0.00	0.00
MITUTOYO 178-561-02A SURFACE ROUGHNESS TESTERS	63.16	159249.13								159249.13	153765.68	1731.67			155497.36	3751.77	5483.45
MOBILE SAMSUNG GALAXY NOTE	45.07	35900.00								35900.00	33321.74	581.01			33902.75	1997.25	2578.26
MS OFFICE 365 SMALL BUSINESS PREMIUM FP	63.16	97343.82								97343.82	67230.23	9509.87			78351.46	57792.36	30113.59
Ms Win 8 Prof 64 Bit Paper Lic.	63.16	223596.40								223596.40	223596.40	0.00			223596.40	0.00	0.00
Moto Z with Style Mod(Black, 64GB)	45.07	39999.00								39999.00	29941.94	2266.36			32208.30	7790.70	10057.06
Moto Insta Share Projector	63.16	19999.00								19999.00	17918.82	656.92			18575.74	1423.26	2080.18
Mark Bike (Mark Jet Dxed)	31.23	8506.13								8506.13	4037.86	697.72			4735.58	3770.55	4468.27
Mobile Phones (MIRE)	45.07	48264.33								48264.33	25746.57	5074.38			30820.95	17443.38	22517.76
Microwave Oven (17 MP MEX 1,White)	45.07	4395.00								4395.00	4395.00	0.00			4395.00	0.00	0.00
MACHINE CONDITION TESTER T-30-2 LOGGER VERSION	63.16	278943.50								278943.50	197874.98	25601.44			223476.42	55467.08	81068.52
NEW 500 GB HARD DISC	63.16	2040.00								2040.00	2040.00	0.00			2040.00	0.00	0.00
New Electric Bike - 2	25.89	39217.13								39217.13	26007.09	1710.04			27717.13	11500.00	13210.04
New Electric Bike - ALL	25.89	30500.00								30500.00	4261.92	3396.52			7658.44	22841.56	26738.08

FOR M. R. ORGANISATION LIMITED
Pranali Kamdar
MANAGING DIRECTOR
MAYUR KAMDAR
 DIN No. : 00369341

FOR M. R. ORGANISATION LIMITED
Priyanka Jethwa
MANAGING DIRECTOR
PRANALI KAMDAR
 DIN No. : 00971115



Pranali Kamdar
 Acc: 35940

New Electric Bike - 2	25.89	69980.00						69980.00	22716.15	6118.31		28834.46	41145.54	47263.85
OPTICAL ISOLATOR & SWITCH	18.10	3088.94						3088.94	3088.94	0.00		3088.94	0.00	0.00
Oppo F1 Plus	45.07	23947.83						23947.83	19791.33	936.67		20728.00	3219.83	4156.50
ORIGINAL OEM SPARE PARTS SAMPLES	18.10	7262666.75						7262666.75	5014645.13	203445.96		5218091.08	2044575.67	2248021.62
Office Board KP	45.07	4343.49						4343.49	4343.49	0.00		4343.49	0.00	0.00
Orient Quasar ORN Ceiling Fans (4 qty)	45.07	9889.01						9889.01	5275.29	1039.70		6314.99	3574.02	4613.72
PANASONIC CORDLESS - KXTG3611BX	45.07	1530.00						1530.00	1530.00	0.00		1530.00	0.00	0.00
Panasonic Kx-Tg 3651 Cordless Landline(BANSARI)	45.07	3984.00						3984.00	3984.00	0.00		3984.00	0.00	0.00
Panasonic Telephone	45.07	4275.45						4275.45	4275.45	0.00		4275.45	0.00	0.00
Panasonic Telephone KX-TS 880	45.07	2875.00						2875.00	2875.00	0.00		2875.00	0.00	0.00
Polishing Grinder	18.10	45740.00	1300.00	04/09/2019	174			47040.00	15089.82	2773.84	112.17	17975.83	29064.17	30650.18
Printer - Samsung SL	63.16	11904.76						11904.76	11904.76	0.00		11904.76	0.00	0.00
PRINTER - HP LASERJET 2055DN	63.16	3921.60						3921.60	3921.60	0.00		3921.60	0.00	0.00
PRINTER HP LJ 1020 - 25.05.2013	63.16	7000.00						7000.00	7000.00	0.00		7000.00	0.00	0.00
PRINTER SAMSUNG M2876ND/XP-24.04.2014	63.16	13619.00						13619.00	13619.00	0.00		13619.00	0.00	0.00
Argox Barcode Printer CP2140	63.16	0.00	12000.00	05/25/2019	128			12000.00	0.00	0.00	2657.91	2657.91	9342.09	0.00
PORT 8 SWITCH	45.07	542.86						542.86	542.86	0.00		542.86	0.00	0.00
Partition 5'5' Feet	25.89	29925.00						29925.00	9666.74	2622.43		12289.17	17635.83	20258.26
Redmi 5 (ROSE GOLD 16GB)	45.07	7142.00						7142.00	2389.92	1070.88		3460.80	3681.20	4752.08
REDMI 5 (BLACK 16GB)	45.07	7142.00						7142.00	2389.92	1070.88		3460.80	3681.20	4752.08
REDMI 5 (BLACK 16GB)	45.07	13937.00						13937.00	4663.73	2089.73		6753.46	7183.54	9273.27
Redmi 6A 32GB Black	45.07	0.00	27674.00	07/20/2019	72			27674.00	0.00	0.00	2460.36	2460.36	25213.64	0.00
Redmi 6A 32GB Black	45.07	0.00	5802.68	07/23/2019	69			5802.68	0.00	0.00	494.39	494.39	5308.29	0.00
Redmi 6A 32GB Black	45.07	0.00	11605.36	09/04/2019	26			11605.36	0.00	0.00	372.59	372.59	11232.77	0.00
GALAXY S10 PLUS (128G) - MODEL NO. G975FC	45.07	0.00	65982.00	04/10/2019	173			65982.00	0.00	0.00	14095.04	14095.04	51886.96	0.00
OnePlus 7 Pro (Almond, 8GB RAM, 256GB Storage)	45.07	0.00	45534.83	08/01/2019	60			45534.83	0.00	0.00	3373.57	3373.57	42161.26	0.00
Usha Aquagenic, Hot, Normal & Cold Floor Standing	45.07	0.00	6440.68	04/13/2019	170			6440.68	0.00	0.00	1352.00	1352.00	5088.68	0.00
Water Dispenser / B07DID2F3V	45.07	0.00	7500.00	05/29/2019	124			7500.00	0.00	0.00	1148.36	1148.36	6351.64	0.00
Air Cooler- HS NAGORI	45.07	0.00	12800.00					12800.00	6272.51	1470.97		7743.48	5056.52	6527.49
Refrigerator - Surat/Hospet Office	45.07	0.00	12800.00					12800.00	6272.51	1470.97		7743.48	5056.52	6527.49
Samsung 3800 mAh External Portable Power Charging	45.07	2664.00						2664.00	2664.00	0.00		2664.00	0.00	0.00
Battery Back Case With Kick Stand For Note 3	45.07	2664.00						2664.00	2664.00	0.00		2664.00	0.00	0.00
Samsung J2 2018 J250F 2GB	45.07	6866.07						6866.07	2356.94	1016.13		3373.07	3493.00	4509.13
Samsung J2 2018 J250F 2GB	45.07	13732.14						13732.14	4103.44	2169.83		6273.27	7458.87	9628.70
SAP B I PROF. LICENCE - 17.02.2014	39.30	188136.00						188136.00	173350.78	2905.30		176256.08	11879.92	14785.22
SAP B1 LICENCES UPGRADED - 21.05.2015	39.30	175184.00						175184.00	149292.69	5087.64		154380.34	20803.66	25891.31
SAP B1 PROFESSIONAL & LIMITED FINANCE LICENCE	39.30	36906.64						36906.64	35034.42	367.89		35402.31	1504.33	1872.22
SAP B1 PROFESSIONAL LICENCES PURCHASE COST - 21.05.2015	39.30	519064.00						519064.00	434724.39	16572.73		451297.12	67766.88	84339.61
SAP Business Software	39.30	70264.80						70264.80	66700.37	700.41		67400.78	2864.02	3564.43
SCORPIO CAR - 31.07.2013	31.23	704735.94						704735.94	704735.94	0.00		704735.94	0.00	0.00
SEA GATE SKY HAWK 1TB HDD-03052018	63.16	3400.00						3400.00	3400.00	0.00		3400.00	0.00	0.00
SEAGATE BACKUP PLUS SLIM 2TB PORTABLE EXTERNAL HARD DRIVE X000A577DN	63.16	6193.83						6193.83	6193.83	0.00		6193.83	0.00	0.00
Seagate Expansion 3 TB Desktop Hard Disk (Black)(Item#2165522931)	63.16	7500.00						7500.00	7500.00	0.00		7500.00	0.00	0.00
SWITCH 24 PORT 10/100 DT. 21.07.12	39.30	2604.00						2604.00	2604.00	0.00		2604.00	0.00	0.00
Sony LED 109cm	45.07	87344.00						87344.00	70003.84	3907.60		73911.45	13432.55	17340.16
Samsung Galaxy Note TABLET	45.07	73508.50						73508.50	41935.14	7115.06		49050.20	24458.30	31573.36
Sony LED 80cm	45.07	44592.00						44592.00	35739.28	1994.96		37734.24	6857.76	8852.72

Fur. M. R. ORGANISATION LIMITED
MANAGING DIRECTOR
MAYUR 09369341

Fur. M. R. ORGANISATION LIMITED
MANAGING DIRECTOR
PRANALI KAMDAR
00971115

Pranali Kamdar

Fur. M. R. Organisation Limited



Suljain
ACS-135740

Samsung Galaxy A9 PRO	45.07	24017.00					24017.00	15043.59	2022.16			17065.75	6951.25	8973.41
SKP 3/4" X 4" Pillar Drill M/c	18.10	3166.80					3166.80	730.10	220.52			950.62	2216.18	2436.70
Speakers & Music System	63.16	8600.00					8600.00	6122.54	782.38			6904.92	1695.08	2477.46
S.S. Bain Marie 4 Con.	25.89	33000.00					33000.00	2176.89	3990.05			6166.94	26833.06	30823.11
S.S. Work Table	25.89	105000.00					105000.00	692.65	1269.56			1962.21	8537.79	9807.35
Thomson TV-(XB18573)-TH24TM2490181104708	45.07	6700.00					6700.00	703.22	1351.38			2054.59	4645.41	5996.78
Blue Star premium table top water dispenser-														
BWD3TTGA(DP)	45.07	6771.00					6771.00	752.47	1356.28			2108.75	4662.25	6018.53
Redmi 6A 16GB Black	45.07	5625.00					5625.00	270.88	1206.55			1477.43	4147.57	5354.12
TACO TAPPING ATTACHMENT	18.10	7667.84					7667.84	7667.84	0.00			7667.84	0.00	0.00
Telephone Panasonic	45.07	10529.85					10529.85	5617.14	1107.08			6724.22	3805.63	4912.71
TVS SPORT BIKE JH 05 AL 5052 FOR JAMSHEDPUR	25.89	26500.00					26500.00	16287.43	1322.02			17609.44	8890.56	10212.57
UPS 2KVA HF SHERON SERIES ONLINE	63.16	23602.00					23602.00	23602.00	0.00			23602.00	0.00	0.00
UPS A KVA SHERON WITH 12V-26H 3 BATTERY	63.16	16758.00					16758.00	16758.00	0.00			16758.00	0.00	0.00
VANE PUMP (PV7 1X/06-10 BA01MA0-10)	18.10	9182.61					9182.61	9182.61	0.00			9182.61	0.00	0.00
Ventilator Fan-STD	45.07	7130.58					7130.58	7130.58	0.00			7130.58	0.00	0.00
VIVO V5 Space Grey	45.07	14782.61					14782.61	10333.26	1002.66			11335.92	3446.69	4449.35
Water Cooler	45.07	14417.82					14417.82	14417.82	0.00			14417.82	0.00	0.00
WEIGHING SCALE	18.10	4786.88					4786.88	4786.88	0.00			4786.88	0.00	0.00
WESTERN DIGITAL BLUE WD10JPVX 1TB INTERNAL														
HARD DRIVE B00C9TEBIQ	63.16	3951.54					3951.54	3951.54	0.00			3951.54	0.00	0.00
XG750A (STREET ROAD) HARLEY DAVIDSON (BLUE COLOR)	25.89	561507.28					561507.28	145669.40	53830.21			199499.62	362007.66	415837.88
		39751325.49					374284.55	22669380.28	2377747.12			25086829.35	15038780.69	17081945.21

M. H. Kamdar
M. H. ORGANISATION LIMITED
MANAGING DIRECTOR

MAYUR KAMDAR
DIN No.: 00369341

Pranali Kamdar
FOR M. R. ORGANISATION LIMITED
MANAGING DIRECTOR

PRANALI KAMDAR
DIN No.: 00971115

Pranali Kamdar

Pranali Kamdar
A.C.S. 135740



FINANCIAL STATEMENTS

OF

M.R.ORGANISATION LIMITED

(CONSOLIDATED)

CIN:-L29305GJ2013PLC074365

FOR THE PERIOD

01-04-2019 to 30-09-2019

M. R. ORGANISATION LIMITED
BALANCE SHEET AS ON 30th September 2019

Particulars	Note No.	As at 30th Sep, 2019				As at 30th Sep, 2018			
		MRO INDIA	MRO EUROPE BVBA	MRO US	Total (Excluding Intra Company Transactions)	MRO INDIA	MRO EUROPE BVBA	MRO US	Total (Excluding Intra Company Transactions)
A EQUITY AND LIABILITIES									
1 Shareholders' funds									
(a) Share capital	1	2,58,37,500	13,50,254	54,980	2,58,37,500	13,50,254	54,980	2,58,37,500	
(b) Reserves and surplus	2	9,56,69,091	1,83,55,842	2,06,04,587	13,34,95,423	80,19,808	1,21,02,798	7,97,15,905	
(c) Money received against share warrants									
2 Share application money pending allotment									
3 Non-current liabilities									
(a) Long-term borrowings						84,75,605			
(b) Deferred tax liabilities (net)									
(c) Other long-term liabilities									
(d) Long-term provisions for Gratuity		66,44,143			66,44,143			30,31,714	
(e) Minority Interest	2A		1,06,834		1,06,834			50,716	
4 Current liabilities									
(a) Short-term borrowings(B.O.D)	3							3,06,39,064	
(b) Trade payables	4	2,60,71,052	1,06,83,749	1,08,59,062	1,97,36,418	54,14,060	2,27,68,202	4,39,41,640	
(c) Other current liabilities	5	26,87,494	1,40,776	4,14,820	32,43,090	3,30,064	5,33,570	30,74,888	
(d) Short-term provisions	6	83,99,403	10,38,477		94,37,880	2,12,521		46,62,285	
(e) Foreign Currency Translation Reserve						10,98,951	35,49,741	46,48,692	
TOTAL		16,53,08,683	3,16,75,932	3,19,33,449	19,85,01,288	2,49,51,979	3,90,09,292	19,56,02,405	

For, M. R. ORGANISATION LIMITED

MANAGING DIRECTOR

MAYUR KAMDAR
DIN No.: 00369341

For, M. R. ORGANISATION LIMITED

MANAGING DIRECTOR

PRANALI KAMDAR
DIN No.: 00971115

Pranali Kamdar

Subjen
Acc: 35740



M.R. ORGANISATION LIMITED
BALANCE SHEET AS ON 30th September 2019

Particulars	Note No.	As at 30th Sep, 2019					As at 30th Sep, 2018						
		MRO INDIA	MRO EUROPE BVBA	MRO US	Total (Excluding Intra Company Transactions)	MRO INDIA	MRO EUROPE BVBA	MRO US	Total (Excluding Intra Company Transactions)				
B ASSETS													
1 Non-current assets													
(a) Fixed assets													
(i) Tangible assets													
(ii) Intangible assets													
(iii) Capital work-in-progress													
(iv) Intangible assets under development													
(v) Fixed assets held for sale													
(a)(i) Advertisement Deferred revenue exp													
(b) Non-current investments	8	25,39,331								25,39,331			
(c) Deferred tax assets (net)		18,22,939								18,22,939			
(d) Long-term loans and advances													
(e) Other non-current assets										84,75,605			
2 Current assets													
(a) Current investments - Share Application													
(b) Inventories	9	7,77,67,748	87,01,855	1,14,78,963	9,79,48,567	6,25,59,928	63,08,464	1,14,27,265	8,02,95,658				
(c) Trade receivables	10	3,51,23,475	2,02,63,262	2,21,33,769	4,96,43,061	4,40,76,965	1,56,14,722	2,40,57,032	8,37,48,719				
(d) Cash and cash equivalents	11	58,78,444	9,26,932	10,16,760	78,22,136	41,87,019	22,32,226	32,11,621	96,30,867				
(e) Short-term loans and advances	12	90,736			90,736	8,972			8,972				
(f) Other current assets	13	2,70,47,229	7,83,674	3,08,491	2,81,39,394	78,67,674	6,82,020	3,13,373	88,63,067				
(g) Foreign Currency Translation Reserve			8,93,017	-30,04,534	-21,11,517								
TOTAL		16,53,08,683	3,16,75,932	3,19,33,449	19,85,01,287	14,26,56,070	2,49,51,979	3,90,09,292	19,56,02,405				

For, M. R. ORGANISATION LIMITED
Pranali Kamdar
MANAGING DIRECTOR
MAYUR KAMDAR
 DIN No.: 00369341

For, M. R. ORGANISATION LIMITED
Pranali Kamdar
MANAGING DIRECTOR
PRANALI KAMDAR
 DIN No.: 00971115

Pranali Kamdar

Pranali Kamdar
 ACS: 35740



M.R. ORGANISATION LIMITED
Statement of Profit and Loss for the half year ended 30th Sept, 2019

Particulars	Note No.	For the Period 01/04/19 to 30/09/2019				For the Period 01/04/18 to 30/09/2018			
		MRO INDIA	MRO EUROPE BVBA	MRO US	TOTAL	MRO INDIA	MRO EUROPE BVBA	MRO US	TOTAL
A CONTINUING OPERATIONS									
1 Revenue from operations (gross)	14	10,39,94,700	4,86,25,173	4,66,29,196	19,92,49,069	8,53,76,832	3,56,15,840	3,87,47,149	15,97,39,820
Less: Excise duty									
Revenue from operations (net)		10,39,94,700	4,86,25,173	4,66,29,196	19,92,49,069	8,53,76,832	3,56,15,840	3,87,47,149	15,97,39,820
2 Other income	15	50,59,546	54,98,956	46,35,106	1,51,93,608	47,60,749	34,82,617	50,28,299	1,32,71,665
3 Total revenue (1+2)		10,90,54,246	5,41,24,129	5,12,64,302	21,44,42,677	9,01,37,581	3,90,98,456	4,37,75,448	17,30,11,485
4 Expenses									
(a) Direct Expense	16	81,44,854	38,89,369	22,11,503	1,42,45,726	57,81,671	32,17,345	31,49,711	1,21,48,726
(b) Purchases of stock-in-trade	16.A	4,03,40,317	4,04,07,198	3,93,60,112	12,01,07,628	3,02,98,730	2,57,43,235	3,41,70,102	9,02,12,067
(c) Changes in inventories of finished goods,		-1,37,70,288	-47,37,654	-24,27,567	-2,09,35,509	14,29,213	12,58,448	-30,67,932	-3,80,271
(d) Employee benefits expense	17	1,89,54,850	16,32,566	21,42,005	2,27,29,422	1,63,87,781	12,63,546	25,38,494	2,01,89,821
(e) Finance costs	18	13,71,483	4,38,353	1,89,162	19,98,999	26,03,315	1,92,430	2,05,222	30,00,967
(f) Amortisation expense									
(f) Depreciation	7	24,17,449	19,116		24,36,565	37,45,945	31,385		37,77,330
(g) Other expenses	19	1,89,85,412	51,18,103	33,07,032	2,74,10,548	1,49,94,576	19,86,224	31,99,363	2,01,80,164
Total expenses (4)		7,64,44,078	4,67,67,052	4,47,82,248	16,79,93,378	7,52,41,230	3,36,92,612	4,01,94,960	14,91,28,803
5 Profit / (Loss) before exceptional and extraordinary items and tax (3 - 4)		3,26,10,167	73,57,078	64,82,054	4,64,49,299	1,48,96,350	54,05,844	35,80,487	2,38,82,681
6 Exceptional Items (Input Tax Credit of Earlier years Written Off)									
7 Profit / (Loss) before extraordinary items and tax (5 + 6)		3,26,10,167	73,57,078	64,82,054	4,64,49,299	1,48,96,350	54,05,844	35,80,487	2,38,82,681
8 Extraordinary items									
9 Profit / (Loss) before tax (7 + 8)		3,26,10,167	73,57,078	64,82,054	4,64,49,299	1,48,96,350	54,05,844	35,80,487	2,38,82,681
10 Tax expense:									
(a) Provision for income tax		78,50,190			78,50,190	38,73,051			38,73,051
(b) (Less): MAT credit (where applicable)									
(c) Current tax expense									
(d) Net current tax expense									
(e) Deferred tax Asset	30								
11 Profit / (Loss) from total operations (9 + 10)		2,47,59,977	73,57,078	64,82,054	3,85,99,109	1,10,23,299	54,05,844	35,80,487	2,00,09,630
12 Profit / (Loss) for the year (11)		2,47,59,977	73,57,078	64,82,054	3,85,99,109	1,10,23,299	54,05,844	35,80,487	2,00,09,630

For, M. R. ORGANISATION LIMITED
Mayur K. Kamdar
MANAGING DIRECTOR
MAYUR KAMDAR
 DIN No.: 00369341

For, M. R. ORGANISATION LIMITED
Pranali Kamdar
MANAGING DIRECTOR
PRANALI KAMDAR
 DIN No.: 00971115



**Consolidated Cash Flow Statement of
M.R ORGANISATION LIMITED
for the year ended 30th Sept, 2019**

Particulars	For the half year ended 30th Sep, 2019		For the half year ended 30th Sep, 2018	
A. Cash flow from operating activities				
Net Profit / (Loss)	3,85,99,108.55		19309630	
Increase in Foreign Exchange Translation Reserve	4,30,258.00		1771464	
Add: Provision For Taxation				
Increase in Other Reserve				
<i>Adjustments for:</i>				
Depreciation and amortisation	24,36,564.99		3777330	
Non Cash Expenditure - Preliminary Expenses	1,09,363.00			
Non Cash Expenditure - Provision of Gratuity				
Finance costs	19,98,998.59			
Net (gain) / loss on sale of investments				
Profit on sale of Asset				
Loss on Sale of Asset				
Increase in Deferred tax Assets				
Net unrealised exchange (gain) / loss				
Operating profit / (loss) before working capital changes				
<i>Changes in working capital:</i>				
<i>Adjustments for (increase) / decrease in operating assets:</i>				
Inventories	-2,10,07,323.00		-373405	
Trade receivables	34,09,179.00		-41538669	
Other current assets	40,84,944.50		6089749	
<i>Adjustments for increase / (decrease) in operating liabilities:</i>				
Trade payables	11,23,634.00		36440635	
Other current liabilities	-13,24,821.00		49011	
Short-term provisions	-26,53,001.00		-5984764	
(-) Taxes Paid				
Net cash flow from / (used in) operating activities (A)	2,72,06,905.63	2,72,06,905.63	19540981	19540981
B. Cash flow from investing activities				
New Short Term Loans & Advance Granted/Recovered				
Investment Purchased/Sold				
Proceeds from sale of fixed assets				
Asset purchased during the year	-3,74,284.55		-39354	
Short Term Loans And Advances	2,62,582.00		-4472	
Long Term Loans & Advance Recovered Back				
Net cash flow from / (used in) investing activities (B)	-1,11,702.55	-1,11,702.55	-43826	-43826
C. Cash flow from financing activities				
Proceeds from issue of equity shares				
Proceeds from Share Premium Received				
Proceeds from Short-term borrowings	-3,17,99,060.00		-16718947	
Acceptance/Repayment of long-term borrowings				
Finance cost	-19,98,998.59			
Minority Interest	39,943.92		29350	
Net cash flow from / (used in) financing activities (C)	-3,37,58,114.67	-3,37,58,114.67	-16689597	-16689597
Net increase / (decrease) in Cash and cash equivalents (A+B+C)		-66,62,911.59		2807558
Cash and cash equivalents at the beginning of the year	1,44,85,048.00	1,44,85,048.00	3487497	6823309
Cash and cash equivalents at the end of the year		78,22,136.41		9630867

For, M. R. ORGANISATION LIMITED

Mayur K. Kamdar

MANAGING DIRECTOR

**MAYUR KAMDAR
DIN No.: 00369341**

*Silly Jain
ACS: 35740*


For, M. R. ORGANISATION LIMITED

Pranali Kamdar

MANAGING DIRECTOR

**PRANALI KAMDAR
DIN No.: 00971115**

Pranali Kamdar



M.R. ORGANISATION EUROPE B.V.B.A
Statement showing bifurcation of Own Stake and minority stake in Profit and Loss Statement:

Particulars	Note No.	For the Period 01/04/19 to 30/09/2019			For the Period 01/04/18 to 30/09/2018		
		Own Stake	Minority Interest	Total	Own Stake	Minority Interest	Total
CONTINUING OPERATIONS		99.46%	0.54%	100.00%	99.46%	0.54%	100.00%
1 Revenue from operations (gross)	14	4,86,25,173	2,64,002	4,88,89,174	3,56,15,840	1,93,370	3,58,09,210
Less: Excise duty							
Revenue from operations (net)		4,86,25,173	2,64,002	4,88,89,174	3,56,15,840	1,93,370	3,58,09,210
2 Other income	15	54,98,956	29,856	55,28,812	34,82,617	18,908	35,01,525
3 Total revenue (1+2)		5,41,24,129	2,93,857	5,44,17,986	3,90,98,456	2,12,278	3,93,10,734
4 Expenses							
(a) Direct Expense	16	38,89,369	21,117	39,10,486	32,17,345	17,468	32,34,813
(b) Purchases of stock-in-trade	16.A	4,04,07,198	2,19,384	4,06,26,582	2,57,43,235	1,39,768	2,58,83,003
(c) Changes in inventories of finished goods, work-in-progress and stock-in-trade		-47,37,654	-25,722	-47,63,376	12,58,448	6,833	12,65,281
(d) Employee benefits expense	17	16,32,566	8,864	16,41,430	12,63,546	6,860	12,70,406
(e) Finance costs	18	4,38,353	2,380	4,40,733	1,92,430	1,045	1,93,475
(f) Amortisation expense		-	-	-	-	-	-
(g) Depreciation	7	19,116	104	19,220	31,385	170	31,555
(h) Other expenses	19	51,18,103	27,788	51,45,891	19,86,224	10,784	19,97,008
Total expenses (4)		4,67,67,052	2,53,913	4,70,20,965	3,36,92,612	1,82,928	3,38,75,540
5 Profit / (Loss) before exceptional and extraordinary items and tax (3 - 4)		73,57,078	39,944	73,97,021	54,05,844	29,350	54,35,194
Add/Less:							
6 Exceptional Items							
7 Profit / (Loss) before extraordinary items and tax (5 + 6)		73,57,078	39,944	73,97,021	54,05,844	29,350	54,35,194
8 Extraordinary items							
9 Profit / (Loss) before tax (7 + 8)		73,57,078	39,944	73,97,021	54,05,844	29,350	54,35,194
10 Tax expense:							
(a) Provision for income tax							
(b) (Less): MAT credit							
(c) Current tax expense							
(d) Net current tax expense							
(e) Deferred tax Asset	30						
11 Profit / (Loss) from total operations		73,57,078	39,944	73,97,021	54,05,844	29,350	54,35,194
12 Profit / (Loss) for the year (11)		73,57,078	39,944	73,97,021	54,05,844	29,350	54,35,194

For, M.R. ORGANISATION LIMITED

Mayur KAMDAR

MANAGING DIRECTOR

MAYUR KAMDAR
DIN No.: 00369341

Sillyguri
ACU/3570

For, M.R. ORGANISATION LIMITED

Pranali KAMDAR

MANAGING DIRECTOR

PRANALI KAMDAR
DIN No.: 00971115

Pranali KAMDAR



Note 1 Share capital

Particulars	As at 30th Sep. 2019			As at 30th Sep. 2018				
	MRO INDIA	MRO EUROPE BVBA	MRO US	Total (Excluding Intra Company Transactions)	MRO INDIA	MRO EUROPE BVBA	MRO US	Total (Excluding Intra Company Transactions)
(a) Authorised Equity shares of 10 each.								
(b) Issued # Equity shares of 10 each.	2,58,37,500	13,57,428	54,980	2,58,37,500	13,57,428	54,980	2,58,37,500	
(c) Subscribed by M.R. Organisation Limited (Stake : 99.46%)	2,58,37,500	13,50,254	54,980	2,58,37,500	13,50,254	54,980	2,58,37,500	
Total	2,58,37,500	13,50,254	54,980	2,58,37,500	13,50,254	54,980	2,58,37,500	

Dr. M.R. ORGANISATION LIMITED
M. R. Kamdar
MANAGING DIRECTOR
MAYUR KAMDAR
DIN No.: 00369341

Note 2 Reserves and surplus.

Particulars	As at 30th Sep. 2019			As at 30th Sep. 2018			
	MRO INDIA	MRO EUROPE BVBA	MRO US	TOTAL	MRO INDIA	MRO EUROPE BVBA	MRO US
Reserves & Surplus	7,09,09,114		11,34,097	7,09,09,114	4,97,04,097	11,34,097	4,97,04,097
Pre Acquisition Profit							
Opening Balance	1,09,98,764	1,29,88,436	2,39,87,200	2,39,87,200	26,13,964	73,86,214	1,00,02,178
Current Year	2,47,59,977	73,57,078	64,82,054	3,85,99,109	54,05,844	35,80,487	2,00,09,630
Total	9,56,69,091	1,83,55,842	2,06,04,587	13,34,95,423	80,19,808	1,21,02,798	7,97,15,905

Dr. M.R. ORGANISATION LIMITED
M. R. Kamdar
MANAGING DIRECTOR

PRANALI KAMDAR
DIN No.: 00971115

Note 3 Short term borrowings

Particulars	As at 30th Sep. 2019			As at 30th Sep. 2018				
	MRO INDIA	MRO EUROPE BVBA	MRO US	Total	MRO INDIA	MRO EUROPE BVBA	MRO US	Total
Other loans and liabilities								
Bank Overdraft								
Bansari Kamdar Account					3,08,99,894		3,08,99,894	
Aprilum General Trading LLC					-10,830		-10,830	
Krunal Shah								
Vishal Parikh								
Harshil Kamdar Account								
Mayur Kamdar Account								
Pranali Kamdar Account								
Total					-2,50,000		-2,50,000	
					3,06,39,064		3,06,39,064	

Note ZA- Minority Interest

Particulars	As at 30th Sep. 2019			As at 30th Sep. 2018				
	MRO INDIA	MRO EUROPE BVBA	MRO US	Total	MRO INDIA	MRO EUROPE BVBA	MRO US	Total
(i) Equity Share Capital of Minority Stake		7,174		7,174		7,174		7,174
(ii) Share of Minority In Profit/ Loss								
Opening Balance		59,716		59,716		14,192		14,192
Current Year		39,944		39,944		29,350		29,350
Total		1,06,834		1,06,834		50,716		50,716



Prizak Jaffer
Sulfaiz
AC: 35730

M.R. ORGANISATION LIMITED
Notes forming part of the financial statements

Note 4 Trade payables

Particulars	As at 30th Sep, 2019			As at 30th Sep, 2018		
	MRO INDIA	MRO Europe BVBA	MRO US	MRO INDIA	MRO Europe BVBA	MRO US
Trade payables:						
Intra Company Creditors:-						
M.R. Organisation Limited		50,97,626	82,82,961			
M.R. Organisation USA LLC	56,67,890	-31,121	28,41,386			
M.R. Organisation Europe B.V.B.A	60,18,704					
Other Creditors	1,43,84,458	56,17,244	-2,65,285	1,57,59,378.00	541,4060	2,27,68,202.34
TOTAL	2,60,71,052	1,06,83,749	1,08,59,062	1,57,59,378	54,14,060	2,27,68,202
						4,39,41,640

For, M.R. ORGANISATION LIMITED

Pranali Kamdar

MANAGING DIRECTOR

MAYUR KAMDAR
DIN No.: 00369341

For, M. R. ORGANISATION LIMITED

Pranali Kamdar

MANAGING DIRECTOR

PRANALI KAMDAR
DIN No.: 00971115

Pranali Kamdar



Sukanya
ACS: 35710

Notes forming part of the financial statements

Note 5 Other current liabilities

Particulars	As at 30th Sep, 2019				As at 30th Sep, 2018			
	MRO INDIA	MRO Europe BVBA	MRO US	TOTAL	MRO INDIA	MRO Europe BVBA	MRO US	TOTAL
Duties and Taxes	-	-	-	-	-	-	-	-
Vishal Parikh Reimbursement A/C	-	-	-	-	-	-	-	-
Preeti Reimbursement A/C	-	-	-	-	-	-	-	-
Salary Payable	23,56,993	1,16,385	3,55,765	28,29,143	19,05,609	1,17,543	2,71,641	22,94,793
P.F. E.S.I and Professional Tax	-	-	-	-	-	-	-	-
GOODS RECEIVED BUT NOT INVOICE	1,94,407	-	59,055	2,53,462	2,29,257	1,10,134	2,16,592	5,55,983
VAT Tax Payable	-	-	-	-	-	1,02,387	-	1,02,387
Expenses Payable	-	-	-	-	-	-	45,338	45,338
Water usage Penalty	-	24,391	-	24,391	-	-	-	-
Directors Current AC	36,094	-	-	36,094	31,388	-	-	31,388
Sitting Fees Payable	1,00,000	-	-	1,00,000	45,000	-	-	45,000
Total	26,87,494	1,40,776	4,14,820	32,43,090	22,11,254	3,30,064	5,33,570	30,74,888

Note 6 Short-term provisions

Particulars	As at 30th Sep, 2019				As at 30th Sep, 2018			
	MRO INDIA	MRO Europe BVBA	MRO US	TOTAL	MRO INDIA	MRO Europe BVBA	MRO US	TOTAL
Provision for Audit & Income Tax Fees	-	-	-	-	-	-	-	-
Provision for Payroll Taxes Payable	-	-	-	-	-	-	-	-
Provision for Vat and Other taxes	-	-	-	-	-	-	-	-
Provision for Taxation:-		10,38,477		10,38,477		2,12,521		2,12,521
ESI Payable	36,097	-	-	36,097	52,539	-	-	52,539
PF Payable	2,33,433	-	-	2,33,433	2,20,808	-	-	2,20,808
Professional Tax Payable	19,540	-	-	19,540	15,080	-	-	15,080
TDS Payable	2,60,143	-	-	2,60,143	2,76,176	-	-	2,76,176
GST Payable	-	-	-	-	12,110	-	-	12,110
Income Tax Payable	78,50,190	-	-	78,50,190	38,73,051	-	-	38,73,051
Provision for Federal Tax	-	-	-	-	-	-	-	-
Total	83,99,403	10,38,477	-	94,37,880	44,49,764	2,12,521	-	46,62,285

For, M. R. ORGANISATION LIMITED
Manoj K. Kamdar
MANAGING DIRECTOR

MAYUR KAMDAR
 DIN No.: 00369341

For, M. R. ORGANISATION LIMITED
Pranali Kamdar
MANAGING DIRECTOR

PRANALI KAMDAR
 DIN No.: 00971115

Suljain
FOR M. PATHAK & CO.
 M. NO. 097302
 Ahmedabad
 CHARTERED ACCOUNTANTS
 A.C.S.: 35360

M.R. ORGANISATION LIMITED
Notes forming part of the financial statements
NOTE 7: DEPRECIATION

DESCRIPTION	RATE OF DEPRECIATION	GROSS BLOCK				DEPRECIATION BLOCK			Net Block			
		As at 1st April 2019	Additions during the year	Date	Days	Deductions during year	As at 30th September, 2019	As at 1st April 2019	For the Year	Addition	As At 30th September, 2019	As At 31st March, 2019
0.25 HP MOTOR WITH BRAKE ASSEMBLY	18.10	3596.87						3596.87	0.00		3596.87	0.00
Air Compressor Motors	18.10	2492.12						2492.12	0.00		2492.12	0.00
Air conditioner	45.07	159706.40						159706.40	5405.99		141123.09	23989.29
Aurlic Pipe - Saif Eurching	18.10	3133.03						3133.03	0.00		3133.03	0.00
Alto 800CC-2010 Model (Second Hand)	31.23	160000.00						160000.00	15902.53		74061.16	101841.37
Alto 800CC-2011 Model (Second hand)	31.23	125000.00						125000.00	12573.16		57053.42	80519.73
Auto Card LT Software	39.30	22893.10						22893.10	2371.90		13194.27	12070.73
ABC Type Fire Extinguisher	45.07	14550.00	17400.00	06/05/2019	117			31950.00	1574.23	2513.79	11652.33	6985.69
AIR AUDIT EQUIPMENT SENSOR AND KIT	63.16	280881.63						280881.63	25779.32		225029.16	81631.79
All Gear Radial D KMT 38/300	18.10	29551.41						29551.41	2057.82		8870.85	20680.56
Barcode Printer CP 2140	63.16	2436.00						2436.00	0.00		2436.00	0.00
BARCODE PRINTER CP 2140 - 24.06.13	63.16	25725.00						25725.00	0.00		25725.00	0.00
BINATONE SPIRIT 100 CORDED LANDLINE X0009G9001	45.07	1282.00						1282.00	0.00		1282.00	0.00
BINATONE SPIRIT 111 CORDED LANDLINE	45.07	487.29						487.29	0.00		487.29	0.00
Bolero XLS 95TR AC BSS PS-G5854672 (White) 8002	31.23	552259.01						552259.01	45299.34		307456.94	290101.41
Bench Grinder Machine 0.75 HP	18.10	590.31						590.31	0.00		590.31	0.00
Cable Connected Rs-232 CNC	18.10	513.35						513.35	0.00		513.35	0.00
Camera -IR MTR (32 Nos)	45.07	67200.00						67200.00	3034.61		56768.40	13466.21
Camera -IR MTR (32 Nos)	45.07	11010.00						11010.00	521.22		9218.27	2312.95
Camera -IR MTR (32 Nos)	45.07	43250.00						43250.00	2080.17		36099.31	9230.86
CCTV CAMERA	45.07	85332.00						85332.00	1834.06		79027.34	8138.73
CMM Machine Model 564	18.10	847378.64						847378.64	23255.63		613665.99	256968.27
CNC TURNING CENTRE DX-200 (4%)	18.10	483765.16						483765.16	13276.55		350339.52	146702.19
CNC VERTICAL MACHINE VMC-640	18.10	643542.71						643542.71	17661.51		466049.37	195154.86
Compressor Complete Unit with 225 LTR TANK	18.10	6090.17						6090.17	0.00		6090.17	0.00
Ceiling/Wall Fan	45.07	5847.00						5847.00	740.04		3303.08	3283.96
Ceiling/Wall Fan	45.07	4322.00						4322.00	602.34		2251.41	2672.93
Ceiling/Wall Fan	45.07	9492.00						9492.00	1734.91		3528.17	7698.74
COMPUTER DT.1-8-07	63.16	32106.40						32106.40	0.00		32106.40	0.00
Channel 16 DVR MD2516D1	45.07	5700.00						5700.00	0.00		5700.00	0.00
Computer Peripherals	63.16	53407.11						53407.11	4954.09		42673.76	15687.44
Celerio ZXI MT- Balzing Red	31.23	372486.45						372486.45	30553.40		207372.88	195666.96
Celerio ZXI AMT-Metalic Glistening Grey	31.23	408356.15						408356.15	33495.63		227342.48	214509.30
Channel Beam / Joint	18.10	58658.65						58658.65	4084.72		17608.37	45134.99
Coolant Pump	18.10	502.99						502.99	0.00		502.99	0.00
Quick heal Internet Security	63.16	68572.00	84000.00	08/19/2019	42			152572.00	1815.06	6104.89	70744.45	5747.50
Dongle Multi Mode Airtel	63.16	3000.00						3000.00	0.00		3000.00	0.00
Dyes and Pattern/Moulds/Fixture	18.10	7656362.49						7656362.49	268547.66		495752.66	2967377.49
Dell USB Keyboard KB216	63.16	466.10						466.10	0.00		466.10	0.00
Electric Motor 1 HP	18.10	1201.84						1201.84	0.00		1201.84	0.00
Electrical Fittings	25.89	138513.21						138513.21	12759.11		52708.22	98564.12
Electrical Fittings	25.89	4738.00						4738.00	1850.33		1850.33	3317.06
EXIDE POWER SAFE 12V - 42AH BATTERY 11.PCS	63.16	33000.00						33000.00	2244.00		28136.48	7108.33
FACE RECOGNITION MACHINE	18.10	20638.82						20638.82	566.40		14946.50	6258.74
Face Recognition Machine FK 705	18.10	12674.55						12674.55	882.60		3804.69	9752.45



Signature
AC-135940

Factory Shed	9.50	753004.80				753004.80	338349.44	19696.13	358045.57	394959.23	414655.36
Fan	45.07	15017.39				15017.39	15017.39	0.00	15017.39	0.00	0.00
Finger Print Reader SFR 300 USB BASED /TIME TRACK S	18.10	17080.03				17080.03	7062.67	906.57	7969.24	9110.79	10017.36
FOLDING RACK FOR OFFICE -new	25.89	242440.00	23550.00	09/28/2019	2	265990.00	171108.32	9233.89	180375.61	85614.39	71331.68
FURNITURE/FIXTURE	25.89	1983277.53				1983277.53	1304027.01	87928.98	1391955.99	591321.54	679250.52
FURNITURE/FIXTURE	25.89	8600.00				8600.00	2710.26	762.43	3472.69	5127.31	5889.74
FURNITURE/FIXTURE	25.89	5000.00				5000.00	1504.77	452.46	1957.23	3042.77	3495.23
FURNITURE/FIXTURE	25.89	750.00				750.00	219.80	68.63	288.43	461.57	530.20
Furniture - Fixture	25.89	29704.00				29704.00	5836.25	3089.68	8925.93	20778.07	23867.75
FURNITURE/FIXTURE	25.89	280593.00				280593.00	81348.04	25792.26	107140.30	173452.70	199244.96
GIONEE MOBILE HANDSET P2M GOLD - IMEI NO - 867646020727808	45.07	35739.00				35739.00	35739.00	0.00	35739.00	0.00	0.00
GIONEE MOBILE HANDSET P35 GREY - IMEI NO- 868130021241597	45.07	9566.00				9566.00	9566.00	0.00	9566.00	0.00	0.00
GA30 PACK MCH1 PNE 3000069/68 108AR L/S 78 30KW 2000	18.10	150000.00				150000.00	44207.64	9574.21	53781.85	96218.15	105792.36
GCO 200 CUT OFF SAW	18.10	7200.00				7200.00	1417.24	523.34	1940.58	5259.42	5782.76
HARDDISK 500 GB DT: 14.08.2012	63.16	1911.20				1911.20	1911.20	0.00	1911.20	0.00	0.00
HARDSIK 500 GB DT: 24.7.2012	63.16	13057.00				13057.00	13057.00	0.00	13057.00	0.00	0.00
HDD 1TB EXTERNAL HARDDRIVE - 08.06.13	63.16	14312.00				14312.00	13343.35	305.90	13649.25	662.75	968.65
HDD 1TB EXTERNAL HARDDRIVE - 08.06.13	63.16	3728.00				3728.00	2706.33	322.64	3028.97	699.03	1021.67
HAIER REFRIGERATOR HRF2983CSSE STAINLESS STEEL	63.16	18586				18586.00	9423.30	2893.58	12316.88	6269.12	9162.70
HP 1020PLUS MONOCHROME LASER PRINTER X000EWZ1S1	63.16	6380.00				6380.00	6380.00	0.00	6380.00	0.00	0.00
HP LASERIET M 1213NF-10.02.14	63.16	14285.71				14285.71	14285.71	0.00	14285.71	0.00	0.00
HIGH 102 LIFT PALLET TRUCK X 1 TON X 1000 MM	18.10	32000.00				32000.00	7247.59	2240.09	9487.68	22512.32	24752.41
HI-116 PLATFORM TRUCK SIZE: 2'W*3'L*36''H CAPACITY 250KG	18.10	8800.00				8800.00	1775.07	635.76	2410.83	6389.17	7024.93
IBM SERVERX3400-797512S	63.16	5493.96				5493.96	5493.96	0.00	5493.96	0.00	0.00
INTEL CORE I3 - 3.30 GHZ CPU	63.16	202800.00				202800.00	193730.56	2864.13	196594.69	6205.31	9069.44
Intel Core i3 2100 Processor S/N: L233C065, 3214C545	63.16	0.00	26695.00	07/19/2019	73	26695.00	0.00	0.00	3372.11	23322.89	0.00
Karbonsn K9 Smart 4G-1 GB	45.07	4151.78				4151.78	4151.78	0.00	4151.78	0.00	0.00
Karbonsn K9 Smart 4G-1 GB (2 Mobiles)	45.07	7857.16				7857.16	7857.16	0.00	7857.16	0.00	0.00
LAPYMASTER 39.1 CM (15.4) LED MONITOR (BLACK)	63.16	3800.00				3800.00	3800.00	0.00	3800.00	0.00	0.00
X000GYRWWR	63.16	44834.12				44834.12	44394.13	138.95	44533.08	301.04	439.99
LAPTOP DELL 5521 04.07.2014	63.16	0.00				0.00	0.00	0.00	0.00	0.00	0.00
Laptop Dell Inspiration 15-5547 15.6 Inch	63.16	0.00				0.00	0.00	0.00	0.00	0.00	0.00
Laptop Dell Inspiron 15 3542 39.62cm (Black)	63.16	0.00				0.00	0.00	0.00	0.00	0.00	0.00
Laptop Dell Inspiron 3542 Core I3 15.6inch (Silver)	63.16	141500.00				141500.00	138232.55	1031.86	139764.41	2235.59	3267.45
LAPTOP LENOVO G50-70 NOTEBOOK (50-443003)	63.16	0.00				0.00	0.00	0.00	0.00	0.00	0.00
LAPTOP LENOVO G50-70 NOTEBOOK (59-422423)	63.16	62500.00				62500.00	60640.41	587.26	61227.67	1272.33	1859.59
Asus Laptop Core I3 7 Generation Gray	63.16	45745.76				45745.76	5461.97	12721.62	18183.59	27562.17	40283.79
Dell Vostro 2018 Core 7 Generation Laptop HD Black	63.16	25991.53				25991.53	3103.35	7228.09	10331.43	15660.10	22888.18
Asus Laptop I3 7th Gen-B07KSYRPC (Steel Gray-15.6 INCH)	63.16	44050.84				44050.84	4039.98	12635.43	16675.41	27375.43	40010.85
Acer Aspire I3 Core 7 Generation Laptop (Steel Gray)	63.16	22365.00				22365.00	1973.73	6439.56	8413.29	13951.71	20391.27
Asus Laptop I3 7th Gen-B07HB27N2 (Steel Gray-14 INCH)	63.16	25839.00				25839.00	2951.00	7228.03	10179.03	15659.97	22888.00
Asus Vivoobook I3 -B07GS8XNP7 (Gold-15.6 INCH)	63.16	24950.00				24950.00	2460.90	7102.06	9562.96	15387.04	22489.10
JYOTI make CNC Vertical Machining Center, Model: RX 20	45.07	2302050.00				2302050.00	423541.25	423321.95	846863.20	1455186.80	1878508.75

For, M. R. ORGANISATION LIMITED
M. Raja & Sons
 MANAGING DIRECTOR
 MAYUR KAMBAR
 DIN No.: 00369341

For, M. R. ORGANISATION LIMITED
M. Raja & Sons
 MANAGING DIRECTOR
 PRANALI KAMDAR
 DIN No.: 00971115



Subhas
ACS/3510

Lathe Machine-2130MM	18.10	51376.80	35796.74	1410.00					37206.74	14170.06	15580.06
LED-DELL E1914H 18.5 INCH	63.16	9942.00	9942.00	0.00					9942.00	0.00	0.00
Leth Machine -Olympic 4 1/2"	18.10	68207.36	47523.42	1871.90					49395.92	18812.04	20683.94
Lift 500 Kg Load Cage	18.10	17631.62	12284.82	483.89					12768.70	4862.92	5346.80
LINKSYS ROUTER DT. 21.07.12	63.16	2688.00	2688.00	0.00					2688.00	0.00	0.00
Locker-TIJORI	45.07	1119.37	1119.37	0.00					1119.37	0.00	0.00
Lenovo Idea Pad 100 Core i3	63.16	0.00	0.00	0.00					0.00	0.00	0.00
Lenovo Idea Pad 100 Core i3	63.16	0.00	0.00	0.00					0.00	0.00	0.00
Lenovo G50-70 IMEI-Serial-PF09RK4Z	63.16	13776.79	9772.88	1264.43					11037.32	2739.47	4003.91
Lenovo G50-70(59-42423) IMEI-Serial-SYB10136563	63.16	13820.16	9803.65	1268.41					11072.06	2748.10	4016.51
Lenovo Idea Pad 100 Core i3 5th Gen-SPF05FEG	63.16	11385.02	8076.23	1044.92					9121.14	2263.88	3308.79
Logitech Wireless Presenter R-400 BLACK	45.07	4823.00	1482.90	752.69					2235.59	2587.41	3340.10
Lever Tea Coffee Vending M/c	45.07	2580.35	2580.35	0.00					2580.35	0.00	0.00
Landline Telephone set GJIVE, BEETEL	45.07	1752.54	1752.54	0.00					1752.54	0.00	0.00
Lath HNB-12" HG Machine ATUL-9"	18.10	36502.70	8415.64	2541.88					10957.52	25545.18	28087.06
Machinery Parts Others (Assets)	18.10	3340.99	3340.99	0.00					3340.99	0.00	0.00
Machinery Tools (Assets)	18.10	159314.50	60912.98	8905.34					69818.32	89496.18	98401.52
Machinery Tools / Parts (Assets)	18.10	757022.08	527454.51	20775.87					548230.37	208791.71	229567.57
Macwell 8" Cap Hydraulic Machine	18.10	6731.55	6731.55	0.00					6731.55	0.00	0.00
Mark Zapp DX(Royal Blue/silver)2 WHEELAR	25.89	12978.42	12978.42	0.00					12978.42	0.00	0.00
MEMORY 1 GB DT.: 14.08.2012	63.16	1386.00	1386.00	0.00					1386.00	0.00	0.00
MEMORY 4 GB ECC IBM	63.16	9828.00	9828.00	0.00					9828.00	0.00	0.00
MERCEDES BENZ E Class	31.23	0.00	0.00	0.00					0.00	0.00	0.00
MERCEDES BENZ B Class	31.23	3400550.00	2858626.52	84621.35					2943247.87	457302.13	541923.48
ISUZU-D Max Crew (Titanium Silver)	31.23	830000.00	107234.41	112859.85					220094.26	609905.74	722765.59
WAGON-R.JH 05AQ 1286(Silver)	31.23	210000.00	15272.75	30406.66					45679.41	164320.59	194727.25
TOYOTA FORTUNER / P.BROWN / VEHICLE NO. -											
GJ01KJ8002	31.23	3537720.00	96861.80	537290.01					634151.81	2903568.19	3440858.20
Metel Cutting Bandsaw Machine Laxson	18.10	24137.48	16817.77	662.43					17480.20	6657.28	7319.71
MICROSOFT PATER LIC. - CALLS LIC.	63.16	10906.14	10906.14	0.00					10906.14	0.00	0.00
MICROSOFT PATER LIC. - SQL LIC.	63.16	114667.33	114667.33	0.00					114667.33	0.00	0.00
MICROSOFT PATER LIC. - WINDOWS LIC.	63.16	31426.37	31426.37	0.00					31426.37	0.00	0.00
MILLENNIUM DRILL-SKP-20SFR	18.10	7162.66	7162.66	0.00					7162.66	0.00	0.00
MITUTOYO 178-561-02A SURFACE ROUGHNESS TESTERS	63.16	159249.13	153765.68	1731.67					155497.36	3751.77	5483.45
MOBILE SAMSUNG GALAXY NOTE	45.07	35900.00	33321.74	581.01					33902.75	1997.25	2578.26
MS OFFICE 365 SMALL BUSINESS PREMIUM FP	63.16	97343.82	67230.23	9509.87					78351.46	57792.36	30113.59
M's Win 8 Prof 64 Bit Paper Lic.	63.16	223596.40	223596.40	0.00					223596.40	0.00	0.00
Moto Z with Style Mod(Black, 64GB)	45.07	39999.00	29941.94	2266.36					32208.30	7790.70	10057.06
Moto Insta Share Projector	63.16	19999.00	17918.82	656.92					18575.74	1423.26	2080.18
Mark Bike (Mark Jet Dxdred)	31.23	8506.13	4037.86	697.72					4735.58	3770.55	4468.27
Mobile Phones (MRE)	45.07	48264.33	25746.57	5074.38					30820.95	17443.38	22517.76
Microwave Oven { 17 MP MEX 1,White }	45.07	4395.00	4395.00	0.00					4395.00	0.00	0.00
MACHINE CONDITION TESTER T-30-2 LOGGGER VERSION	63.16	278943.50	197874.98	25601.44					223476.42	55467.08	81068.52
NEW 500 GB HARD DISC	63.16	2040.00	2040.00	0.00					2040.00	0.00	0.00
New Electric Bike - 2	25.89	39217.13	26007.09	1710.04					27717.13	11500.00	13110.04
New Electric Bike - ALL	25.89	30500.00	4261.92	3396.52					7658.44	22841.56	26238.08

Sulfiqaus
A.C.S. 359110



Pranali Kamdar

For, M. R. ORGANISATION LIMITED
MANAGING DIRECTOR
PRANALI KAMDAR
DIN No.: 00971115

For, M. R. ORGANISATION LIMITED
MANAGING DIRECTOR
MAYUR KAMDAR
DIN No.: 00369341

Samsung Galaxy A9 PRO	45.07	24017.00								15043.59	2022.16			17065.75	6951.25	8973.41
SKP 3/4" X 4" Pillar Drill M/c	18.10	3166.80								730.10	220.52			950.62	2216.18	2436.70
Speakers & Music System	63.16	8600.00								6122.54	782.38			6904.92	1695.08	2477.46
S.S. Bain Marie 4 Con.	25.89	33000.00								2176.89	3990.05			6166.94	26833.06	30823.11
S.S. Work Table	25.89	10500.00								692.65	1269.56			1962.21	8537.79	9807.35
Thomson TV-(XB18573)-7H24TM2490181104708	45.07	6700.00								703.22	1351.38			2054.59	4645.41	5996.78
Blue Star premium table top water dispenser- BWD3TTGA(DP)	45.07	6771.00								752.47	1356.28			2108.75	4662.25	6018.53
Redmi 6A 16GB Black	45.07	5625.00								270.88	1206.55			1477.43	4147.57	5354.12
TACO TAPPING ATTACHMENT	18.10	7667.84								7667.84	0.00			7667.84	0.00	0.00
Telephone Panasonic	45.07	10529.85								5617.14	1107.08			6724.22	3805.63	4912.71
TVS SPORT BIKE JH 05 AL 5052 FOR JAMSHEDPUR	25.89	26500.00								16287.43	1322.02			17609.44	8890.56	10212.57
UPS 2KVA HF SHERON SERIES ONLINE	63.16	23602.00								23602.00	0.00			23602.00	0.00	0.00
UPS A KVA SHERON WITH 12V-26H 3 BATTERY	63.16	16758.00								16758.00	0.00			16758.00	0.00	0.00
VANE PUMP (PV7.1X/06-10 RAO1MA0-10)	18.10	9182.61								9182.61	0.00			9182.61	0.00	0.00
Ventilator Fan-STD	45.07	7130.58								7130.58	0.00			7130.58	0.00	0.00
VIVO V5 Space Grey	45.07	14782.61								10333.26	1002.66			11335.92	3446.69	4449.35
Water Cooler	45.07	14417.82								14417.82	0.00			14417.82	0.00	0.00
WEIGHING SCALE	18.10	4786.88								4786.88	0.00			4786.88	0.00	0.00
WESTERN DIGITAL BLUE WD10JPVX 1TB INTERNAL	63.16	3951.54								3951.54	0.00			3951.54	0.00	0.00
HARD DRIVE 800C9TEB1Q	25.89	561507.28								145669.40	53830.21			199499.62	362007.66	415837.88
XG750A (STREET ROAD) HARLEY DAVIDSON (BLUE COLOR)	25.89	39751325.49								22669380.28	2377747.12			25086829.35	15038780.69	17081945.21
										40125610.04	374284.55			0.00	0.00	0.00

For, M. H. ORGANISATION LIMITED
M. H. Kamdar

MANAGING DIRECTOR

MAYUR KAMDAR
 DIN No.: 00369341

For, M. R. ORGANISATION LIMITED
M. R. Kamdar

MANAGING DIRECTOR

PRANALI KAMDAR
 DIN No.: 00971115


Pranali Kamdar



M. R. Pathak
 A.C.S. 35940

Particulars	Date of Purchase	Amount of Purchase in Euro	Historical Rate	In INR	Rate (in %)	Depreciation in Euro	Depreciation In INR	Net Block As per Report in Euro	Net Block As per Report in INR	Depreciation in INR	Closing 30/09/2019
CCTV camera	29/12/16	345.99	72.84	25,203	18.10	31.31	2,281	195.10	14,211	1286.138	12,925
Microwave	29/12/16	20.04	72.84	1,460	18.10	3.63	264	11.30	823	74.49409	749
Table Top Fridge	29/12/16	48.53	72.84	3,535	18.10	8.78	640	27.37	1,993	180.3991	1,813
Chair	29/12/16	113.64	72.84	8,278	25.89	29.42	2,143	43.90	3,197	413.9107	2,784
Rack	29/12/16	12.77	72.84	930	25.89	3.31	241	4.93	359	46.48763	313
Rack	30/06/17	548.58	72.14	39,575	25.89	142.03	10,246	299.93	21,637	2800.947	18,836
Table	29/12/16	120.93	72.84	8,809	25.89	31.31	2,281	46.71	3,403	440.463	2,962
Cooler	29/12/16	79.78	72.84	5,811	18.10	14.44	1,052	44.99	3,277	296.5638	2,980
Heater	29/12/16	280.25	72.84	20,414	18.10	50.73	3,695	158.03	11,511	1041.765	10,469
Furniture & Fixture	23/12/16	554.72	76.49	42,431	25.89	143.62	10,985	214.27	16,389	2121.61	14,268
Sofa set	23/12/16	195.00	76.49	14,916	25.89	50.49	3,862	75.32	5,761	745.8066	5,016
Washing Machine	26/02/17	190.00	79.21	15,050	18.10	34.39	2,724	107.14	8,486	768.0142	7,718
TV-LG	22/03/17	214.00	79.59	17,032	18.10	38.73	3,083	120.67	9,604	869.1764	8,735
Preliminary Exp	29/12/16	3,000.00	72.84	2,18,520	20.00	600.00	43,704	1,500.00	1,09,260	-	-
Laptop	12/03/19	328.59	81.05	26,632	63.16	10.80	876	317.79	25,757	8133.938	17,623
Total		6,053		4,48,596		1,192.98	88,075.63	3,167.43	2,35,670.44	19219.71	107190.7

For, M. R. ORGANISATION LIMITED






MANAGING DIRECTOR

MAYUR KAMDAR
DIN No.: 00369341

For, M. R. ORGANISATION LIMITED



MANAGING DIRECTOR

PRANALI KAMDAR
DIN No.: 00971115




ACS: 35740

M.R.ORGANISATION LIMITED
Notes forming part of the financial statements

Note : 8 Non- Current Investments

Particulars	As at 30 Sep, 2019				As at 30 Sep, 2018			
	MRO INDIA	MRO Europe BVBA	MRO US	Total (Excluding Intra Company Transactions)	MRO INDIA	MRO Europe BVBA	MRO US	Total (Excluding Intra Company Transactions)
M.R.Organisation (Europe) BVBA	13,50,254.00				13,50,254.00			
M.R.Organisation(USA) LLC	11,89,077.00				11,89,077.00			
	25,39,331.00			0	25,39,331.00			0

Note 9 Inventories

Particulars	As at 30 Sep, 2019				As at 30 Sep, 2018			
	MRO INDIA	MRO Europe BVBA	MRO US	Total (Excluding Intra Company Transactions)	MRO INDIA	MRO Europe BVBA	MRO US	Total (Excluding Intra Company Transactions)
Closing Stock	7,77,67,748.00	87,01,855	1,14,78,963	9,79,48,567	6,25,59,928.00	63,08,464	1,14,27,265	8,02,95,658
	7,77,67,748.00	87,01,855	1,14,78,963	9,79,48,567	6,25,59,928	63,08,464	1,14,27,265	8,02,95,658

Note 10 Trade receivable

Particulars	As at 30th Sep, 2019				As at 30th Sep, 2018			
	MRO INDIA	MRO Europe BVBA	MRO US	Total (Excluding Intra Company Transactions)	MRO INDIA	MRO Europe BVBA	MRO US	Total (Excluding Intra Company Transactions)
Intra Company Debtors:-								
M.R. Organisation Limited	82,82,961	60,18,704	56,67,890					
M.R. Organisation USA LLC	50,97,626	28,41,386	-31,121					
M.R.Organisation Europe B.V.B.A	2,17,42,888.00	1,14,03,173	1,64,97,000	4,96,43,061	4,40,76,965.00	1,56,14,722	2,40,57,032	8,37,48,719
Other Debtors	3,51,23,475	2,02,63,262	2,21,33,769	4,96,43,061	4,40,76,965	1,56,14,722	2,40,57,032	8,37,48,719
Total								

Note : 11 Cash & Cash Equivalents

Particulars	As at 30th Sep, 2019				As at 30th Sep, 2018			
	MRO INDIA	MRO Europe BVBA	MRO US	Total (Excluding Intra Company Transactions)	MRO INDIA	MRO Europe BVBA	MRO US	Total (Excluding Intra Company Transactions)
Cash on hand	84,357.00	15,349	59	99,765	47,007.00	21,050	8,765	76,822
Balances with banks:-								
Bank of America	9,11,583	9,11,583	10,16,701	9,11,583	22,11,176			22,11,176
AXIS BANK LTD - 003010200044022	1,401.00		1,401	1,401	1,401.00			1,401
Citi Bank - 0017553666	17,768.00		17,768	17,768	-20,266.00			-20,266
Multi Currency Card	0.00				1,95,987.00			1,95,987
The Ratnakar Bank Limited - 4090000352791	40,231.00		40,231	40,231	37,545.00			37,545
SBI Current A/c No.31750629206	-1,98,023.00		-1,98,023	-1,98,023	37,56,202.00			37,56,202
SBI Sweep A/c No.38052590326	59,03,198		59,03,198	59,03,198				
SBI Share Application A/c-341474.18236	15,800		15,800	15,800				
Syndicate Bank -CA-700610100003430	13,712.00		13,712	13,712	1,69,143.00			1,69,143
Total	58,78,444	9,26,932	10,16,760	78,22,136	41,87,019	22,32,226	32,11,621	96,30,867

For, M.R. ORGANISATION LIMITED

For, M.R. ORGANISATION LIMITED

Pranali Kamdar



Pranali Kamdar

MANAGING DIRECTOR
MAYUR KAMDAR

MANAGING DIRECTOR
PRANALI KAMDAR

Pranali Kamdar

M.R. ORGANISATION LIMITED

Notes forming part of the financial statements

Particulars	Note 12 Short-term loans and advances						
	As at 30th Sep, 2019				As at 30th Sep, 2018		
	MRO INDIA	MRO Europe BVBA	MRO US	Total	MRO INDIA	MRO Europe BVBA	MRO US
Hemant Suthar	10,000			10,000	2,057		
Abhishek Kumar				-	5,915		
Babubhai (Milk)				-	1,000		
Hitesh Mishra	8,000			8,000			
Other Loans and Advances:-							
Bank overdraft	61,906			61,906			
Bansari Kamdar Account	10,830			10,830			
TOTAL	90,736	-	-	90,736	8,972	-	8,972

For, M. H. ORGANISATION LIMITED

M. H. Kamdar

MANAGING DIRECTOR

MAYUR KAMDAR
DIN No.: 00369341

For, M. R. ORGANISATION LIMITED

Pranali Kamdar

MANAGING DIRECTOR

PRANALI KAMDAR
DIN No.: 00971115



Pragnika Jethi

Pragnika Jethi

M.R. ORGANISATION LIMITED
Notes forming part of the financial statements

Particulars	Note 13 Other current assets					As at 30th Sep. 2018				
	As at 30th Sep. 2019					As at 30th Sep. 2018				
	MRO INDIA	MRO Europe BVBA	MRO US	Total	MRO INDIA	MRO Europe BVBA	MRO US	Total	MRO US	Total
Other Prepaid Exp	4,99,879			4,99,879	74,138			74,138		74,138
Deposit for You Broadband	18,000			18,000	18,000			18,000		18,000
BSNL Deposit	3,841			3,841	3,841			3,841		3,841
Advance Tax	47,00,000			47,00,000	10,00,000			10,00,000		10,00,000
JIO Deposit	5,950			5,950	5,700			5,700		5,700
Investment in Mutual Fund	1,75,00,000			1,75,00,000						
Deposit against VAT Appeal	-			-	2,00,000			2,00,000		2,00,000
Deposit For Rent (Mayur Tex Ind.)	2,10,000			2,10,000	2,10,000			2,10,000		2,10,000
Deposit For Rent (Jamshedpur)	40,000			40,000						
Deposit For Rent (M.k)	12,000			12,000	12,000			12,000		12,000
Deposit For Rent (Indore)	20,000			20,000	20,000			20,000		20,000
Deposit For Rent (Surat)	38,250			38,250	38,250			38,250		38,250
Deposit For Rent (Sumel-11 (Rent *3)	3,56,445			3,56,445	3,56,445			3,56,445		3,56,445
Deposit for Security to Indian Railway	43,990			43,990	27,140			27,140		27,140
Deposit For Rent (Ashok Kumar Vyas)	2,500			2,500	2,500			2,500		2,500
RIM 9327004524 Deposit	2,000			2,000	2,000			2,000		2,000
Preliminary Exp. Of listing		1,18,245		1,18,245					1,76,820	1,76,820
Torrent Power Deposit	1,43,045			1,43,045	86,445			86,445		86,445
DGFT License Receivable	3,50,239			3,50,239	4,19,376			4,19,376		4,19,376
GST Receivable	1,95,142			1,95,142	24,11,827			24,11,827		24,11,827
Other Deposits	0	4,72,980	3,08,491	7,81,471					5,05,200	8,18,573
VAT Receivables		2,01,434		2,01,434						
GST Electronic Credit and Cash Ledger	20,98,567			20,98,567	25,57,604			25,57,604		25,57,604
VAT Credit Carrier Forward	4,01,877			4,01,877	4,01,877			4,01,877		4,01,877
Deposit for GSECL	1,400			1,400						
Interest Receivables	2,26,829			2,26,829						
Duty and Taxes Receivable	1,77,275			1,77,275	20,531			20,531		20,531
Total	2,70,47,229	7,92,659	3,08,491	2,81,48,379	78,67,674	6,82,020	3,13,373	88,63,067		

For, M. R. ORGANISATION LIMITED

Manoj K. Kamdar
MANAGING DIRECTOR

MAYUR KAMDAR
DIN No.: 00369341

For, M. R. ORGANISATION LIMITED

Pranali Kamdar
MANAGING DIRECTOR

PRANALI KAMDAR
DIN No.: 00971115

Poojika Jyoti



Suyash
AS 135140

M.R.ORGANISATION LIMITED
Notes forming part of the financial statements

Particulars	Note 14 Revenue from operations							
	For the Period 01/04/19 to 30/09/2019		For the Period 01/04/18 to 30/09/2018					
	MRO INDIA	MRO EUROPE BVBA	MRO US	Total	MRO INDIA	MRO EUROPE BVBA	MRO US	Total
Domestic Sales	4,55,69,840.00	47,44,993.44	2,78,69,522.33	7,81,84,385.77	3,91,65,389.46	52,01,952.46	2,06,49,273.75	6,50,16,615.67
Net Export Sales	5,84,24,860.00	4,41,44,180.96	1,87,59,643.58	12,13,28,684.53	4,62,11,442.06	3,06,07,257.16	1,80,97,874.85	9,49,16,574.07
TOTAL	10,39,94,700.00	4,88,89,174.39	4,66,29,195.91	19,95,13,070.30	8,53,76,831.52	3,58,09,209.62	3,87,47,148.60	15,99,33,189.74

Particulars	Note 15 Other Income							
	For the Period 01/04/19 to 30/09/2019		For the Period 01/04/18 to 30/09/2018					
	MRO INDIA	MRO EUROPE BVBA	MRO US	TOTAL	MRO INDIA	MRO EUROPE BVBA	MRO US	TOTAL
Forex Gain/Loss	1,64,635.28	95,593.41	-13,052.84	2,47,175.85	9,75,450.44	87,545.07	-76,487.45	9,86,508.06
Commission Income	-	24,46,848.36	37,01,262.03	61,48,110.39	-	15,93,211.98	30,96,855.84	46,90,067.82
Other Operating Income	-	-	1,44,914.65	1,44,914.65	-	-	4,80,102.20	4,80,102.20
Out Bound Dispatch Cost	22,44,490.51	23,68,899.79	8,01,982.33	54,15,372.62	22,15,614.54	18,20,767.76	10,35,989.40	50,72,371.70
Export Incentive Scheme	23,13,858.00	-	-	23,13,858.00	14,67,496.00	-	-	14,67,496.00
Write off Creditors	-	-	-	-	-	-	20,937.90	20,937.90
Other Income	3,36,561.81	6,17,470.30	-	9,54,032.11	1,03,188.00	-	4,70,901.06	5,73,089.06
TOTAL	50,59,545.60	55,28,811.85	46,35,106.17	1,52,23,463.62	47,60,748.98	35,01,524.81	50,28,298.94	1,32,90,572.74

Particulars	Note 16 Direct Expense							
	For the Period 01/04/19 to 30/09/2019		For the Period 01/04/18 to 30/09/2018					
	MRO INDIA	MRO EUROPE BVBA	MRO US	TOTAL	MRO INDIA	MRO EUROPE BVBA	MRO US	TOTAL
Electricity Expense	6,76,559.37	2,61,169.93	63,642.52	10,01,371.81	3,64,241.00	1,15,586.44	67,698.97	5,47,526.41
Manufacturing Expense	2,60,158.00	-	-	2,60,158.00	4,17,893.00	-	-	4,17,893.00
Labour Charges	23,29,393.45	-	-	23,29,393.45	11,71,630.29	-	-	11,71,630.29
Tools & Bags	37,155.00	-	6,986.67	44,141.67	12,850.00	-	-	12,850.00
Freight & Carriage	42,25,939.69	33,00,484.65	18,68,938.83	93,95,363.17	33,93,200.61	27,07,439.54	30,55,822.32	91,56,462.47
Custom Duty-Landed Cost	6,15,648.25	3,48,831.38	2,71,935.09	12,36,414.72	4,21,855.76	4,11,786.74	22,223.35	8,55,865.85
Packing Cost	-	-	-	-	-	-	3,966.32	3,966.32
TOTAL	81,44,853.76	39,10,485.96	22,11,503.11	1,42,66,842.83	57,81,670.66	32,34,812.72	31,49,710.96	1,21,66,194.34

For, M. R. ORGANISATION LIMITED
M. R. Kamdar
MANAGING DIRECTOR
MAYUR KAMDAR
 DIN No.: 00369341

For, M. R. ORGANISATION LIMITED
P. N. Kamdar
MANAGING DIRECTOR
PRANALI KAMDAR
 DIN No.: 00971115

For, M. R. ORGANISATION LIMITED
S. J. Joshi
MANAGING DIRECTOR
ANIL JOSHI
 DIN No.: 00151335



Particulars	MRO INDIA	MRO EUROPE BVBA	MRO US	TOTAL	MRO INDIA	MRO EUROPE BVBA	MRO US	TOTAL
TOTAL PURCHASES INCLUDING RELATING PARTY PURCHASE:-								
Raw Material Purchase	24,53,498.44	-	-	24,53,498.44	21,61,748.15	1,91,545.54	-	23,52,793.69
Finish Goods Purchase	3,50,02,053.00	3,60,03,475.78	3,78,68,531.04	10,88,74,059.82	2,39,76,915.46	2,31,95,658.50	3,33,97,876.82	8,05,70,450.78
Consumable Purchase	3,67,604.19	-	-	3,67,604.19	2,80,681.02	-	2,036.10	2,82,717.12
Packing Material Purchase	2,33,040.98	-	-	2,33,040.98	2,25,092.50	6,19,970.94	-	8,45,063.44
Dies & Tools Purchase	3,71,510.00	-	-	3,71,510.00	4,36,260.78	25,882.36	-	4,62,143.14
Sample Item Purchase	17,57,379.54	46,17,648.83	14,91,581.13	78,66,609.50	30,59,620.17	18,45,605.18	7,70,188.76	56,75,414.11
Stationery Item Purchase	1,55,230.80	5,457.36	-	1,60,688.16	1,58,582.98	4,340.52	-	1,62,923.50
Measuring & Inspection Equipment Purchase	-	-	-	-	329.00	-	-	329.00
TOTAL	4,03,40,316.95	4,06,26,581.97	3,93,60,112.18	12,03,27,011.09	3,02,98,730.06	2,58,83,003.04	3,41,70,101.68	9,03,51,894.78

Note 17: Employee Benefit Expense

Particular	For the Period 01/04/13 to 30/09/2013			For the Period 01/04/18 to 30/09/2018			
	MRO INDIA	MRO EUROPE BVBA	MRO US	TOTAL	MRO INDIA	MRO EUROPE BVBA	TOTAL
Statutory Contribution	11,54,474.00	-	-	11,54,474.00	8,63,987.00	-	8,63,987.00
HRA	16,33,772.00	-	-	16,33,772.00	14,02,870.00	-	14,02,870.00
LTA	12,84,892.00	-	-	12,84,892.00	7,88,754.00	-	7,88,754.00
Medical Allowance	10,10,388.00	-	-	10,10,388.00	4,42,532.00	-	4,42,532.00
Other Deduction - Salary	-19,208.00	-	-	-19,208.00	-6,002.00	-	-6,002.00
Insurance Exp-Employee	-	-	87,733.80	87,733.80	-	-	87,733.80
Overtime Exp.	7,19,360.00	-	-	7,19,360.00	5,89,517.00	-	5,89,517.00
Salary & Wages Expense	58,31,114.33	16,41,429.65	20,54,271.61	95,26,815.59	51,49,022.03	12,70,405.90	88,72,202.22
Special Allowance	19,53,574.00	-	-	19,53,574.00	15,88,277.00	-	15,88,277.00
Staff Welfare Exp.	3,95,989.00	-	-	3,95,989.00	5,13,744.00	-	5,13,744.00
Transport Allowance	13,55,495.00	-	-	13,55,495.00	11,05,080.00	-	11,05,080.00
Remuneration including sitting fees	36,35,000.00	-	-	36,35,000.00	39,50,000.00	-	39,50,000.00
TOTAL	1,89,54,850.33	16,41,429.65	21,42,005.41	2,27,38,285.39	1,63,87,781.03	12,70,405.90	25,38,494.10

For, M. R. ORGANISATION LIMITED
M. R. Kamdar
MANAGING DIRECTOR

MAYUR KAMDAR
 DIN No.: 00369341

For, M. R. ORGANISATION LIMITED
P. J. Kamdar
MANAGING DIRECTOR

PRANALI KAMDAR
 DIN No.: 00971115



M. R. Kamdar
 03/09/2018

Note 18 Finance costs

Particulars	For the Period 01/04/19 to 30/09/2019				For the Period 01/04/18 to 30/09/2018			
	MRO INDIA	MRO EUROPE BVBA	MRO US	TOTAL	MRO INDIA	MRO EUROPE BVBA	MRO US	TOTAL
Bank Charges	3,64,974.22	2,84,708.58	1,89,162.43	8,38,845.23	2,64,080.00	1,92,349.34	2,05,221.91	6,61,651.25
Interest Expense	3,48,563.00	-	-	3,48,563.00	23,39,235.00	1,125.32	-	-
Realised Foreign Exchange Loss	6,57,946.12	1,56,024.19	-	8,13,970.31	-	-	-	-
TOTAL	13,71,483.34	4,40,732.77	1,89,162.43	20,01,378.54	26,03,315.00	1,93,474.66	2,05,221.91	6,61,651.25

Note 19 Other expenses

Particulars	For the Period 01/04/19 to 30/09/2019				For the Period 01/04/18 to 30/09/2018			
	MRO INDIA	MRO EUROPE BVBA	MRO US	TOTAL	MRO INDIA	MRO EUROPE BVBA	MRO US	TOTAL
Insurance Expense	4,76,492.32	-	44,980.98	5,21,473.30	6,37,673.00	-	43,844.02	6,81,517.02
Annual Company Meeting Tour Expense	8,97,074.00	-	-	8,97,074.00	-	-	-	-
Business Summit Expense	14,48,845.38	-	-	14,48,845.38	-	-	-	-
Bad Debts	4,632.00	1,714.68	34,815.00	41,161.68	28,665.00	54,497.64	7,213.22	90,375.86
Internet Exp	1,04,631.00	-	74,362.75	1,78,993.75	1,12,500.00	-	63,034.94	1,75,534.94
Business promotion Expenses	2,73,346.34	-	-	2,73,346.34	2,75,216.00	-	-	2,75,216.00
Housekeeping Expense	69,974.00	-	10,444.50	80,418.50	45,027.00	-	12,216.60	57,243.60
Maintenance Expense	-	-	-	-	1,01,029.00	-	-	1,01,029.00
Legal & Professional Fees	2,99,848.27	2,22,129.00	2,90,635.62	8,12,612.89	1,81,400.00	2,25,064.00	-	4,06,464.00
Repair & Maintenance Exp	4,70,739.46	-	-	4,70,739.46	6,21,942.00	-	-	6,21,942.00
Office Expense/ Back Office Charges	1,74,720.28	12,298.93	42,057.22	2,29,076.43	1,62,674.00	64,304.00	3,76,212.23	6,03,190.23
Railway NBTA and Taxi Exp	-	4,933.60	-	4,933.60	-	47,343.82	6,686.55	54,030.37
Post & Couriers Exp.	54,656.10	-	-	54,656.10	1,18,461.00	-	-	1,18,461.00
Rounding Off	166.00	-473.88	-	-307.88	60.00	241.14	-	301.14
Membership Fee	91,570.00	-	-	91,570.00	-	-	-	-
Stationary & Printing Exp.	2,40,217.30	-	2,401.54	2,42,618.84	1,85,482.06	-	11,594.23	1,97,076.29
Telephone & Mobile Exp.	61,845.70	47,636.93	59,212.66	1,68,695.28	47,499.00	42,922.92	58,509.37	1,48,931.29
Recruitment Charges	77,550.00	-	-	77,550.00	-	-	-	-
Demat Administration Charges	59,214.00	-	-	59,214.00	46,000.00	-	-	46,000.00
Visa Fees & Exp.	-	-	-	-	-	21,863.36	-	21,863.36
Man Power Expenses	64,969.00	-	-	64,969.00	-	-	-	-
Travelling Expenses-Domestic	10,06,782.00	-	-	10,06,782.00	11,25,546.00	34,771.58	2,01,845.38	13,62,162.96
Travelling Exp-Foreign	24,80,101.26	-	-	24,80,101.26	22,13,260.00	35,286.82	-	22,48,546.82
Audit Fees & Income Tax Fees	30,000.00	-	36,207.60	66,207.60	-37,000.00	-	35,292.40	-1,707.60
Consultation Charges	4,87,996.00	47,699.28	90,520.39	6,26,215.67	3,39,948.00	40,190.00	-	3,80,138.00
Legal Expense	1,09,000.00	-	-	1,09,000.00	34,750.00	-	-	34,750.00
R O C Charges	9,600.00	-	-	9,600.00	2,400.00	-	-	2,400.00
Commission Exp.	-	14,62,310.28	-	14,62,310.28	-	6,88,133.18	-	6,88,133.18
Selling & Distribution Expense	59,15,174.00	-	-	59,15,174.00	64,76,561.00	-	-	64,76,561.00

Dr. M. R. ORGANISATION LIMITED
M. R. Organisation

MANAGING DIRECTOR
MAYUR KAMDAR
DIN No.: 00369341

Dr. M. R. ORGANISATION LIMITED
M. R. Organisation

MANAGING DIRECTOR
PRANALI KAMDAR
DIN No.: 00971115

Pranali Kamdar



Subhash
35910



Pranali Kamdar
MANAGING DIRECTOR
 PRANALI KAMDAR
 DIN No.: 00971115

Pranali Kamdar
MANAGING DIRECTOR
 PRANALI KAMDAR
 DIN No.: 00971115

Pranali Kamdar
MANAGING DIRECTOR
 PRANALI KAMDAR
 DIN No.: 00369341

Pranali Kamdar
 A.S. 35940

Taxes (IT & Other)	2,400.00	21,50,169.75	16,52,840.04	38,05,409.79	2,400.00	1,61,734.21	1,64,134.21
Security Charges	2,98,892.00			2,98,892.00	3,32,936.00		3,32,936.00
Exhibition Expense	3,82,915.00	30,240.72	85,280.74	4,98,436.46	10,000.00	4,07,220.00	4,17,220.00
Rent	15,55,123.00	10,52,190.00	8,75,829.81	34,83,142.81	12,76,278.00	10,85,130.00	31,89,037.86
Transportation	4,38,983.00			4,38,983.00	5,27,059.00		5,27,059.00
Pooja Expense	14,669.00			14,669.00	10,685.00		10,685.00
Work Permit and VISA Fees							
Milk & Water Expense	59,567.00	1,15,041.78	7,443.45	1,82,052.23	30,437.00	52,327.38	5,28,410.71
Asset Exp							6,351.95
Tendor Registration Fees	90.00			90.00	2,900.00		4,51,567.62
Contribution Expense-GLWF	7,263.00			7,263.00			2,900.00
Renewal Charges For software					12,300.00		12,300.00
VAT Credit Not Allowed					35,470.00		35,470.00
DGFT License Write Off					29,018.00		29,018.00
Government Application fees for DGFT	11,000.00			11,000.00	6,000.00		6,000.00
Settlement Expense	2,50,000.00			2,50,000.00			
Tax Expense- VAT Appeal	6,50,303.00			6,50,303.00			
GST-ITC Not taken Expense	3,43,516.00			3,43,516.00			
DGFT License Realised Loss	61,547.00			61,547.00			
Water Usage Penalty							
TOTAL	1,89,85,412.41	51,45,891.08	33,07,032.29	2,74,38,335.77	1,49,94,576.06	19,97,008.14	2,01,90,947.50

FOR M. R. ORGANISATION LIMITED

Manoj K. Kamdar

MANAGING DIRECTOR

MAYUR KAMDAR
DIN No.: 00369341

FOR M. R. ORGANISATION LIMITED

Pranali Kamdar

MANAGING DIRECTOR

PRANALI KAMDAR
DIN No.: 00971115

Manoj K. Kamdar
Pranali Kamdar
A.C.S. 35040



Particulars		Names of related parties		Total		
Related party transactions						
Details of related parties:						
Description of relationship		Holding Company	Fellow Subsidiaries	KMP/ NON EXECUTIVE DIRECTOR	Sister Concern	Relatives of KMP
Holding Company						
Fellow Subsidiary Company						
	M. R. ORGANISATION (USA) LLC, M. R. ORGANISATION EUROPE BVBA					
Key Management Personnel (KMP)						
	MAYUR KAMDAR, PRANALI KAMDAR , SILKY JAIN , KRINA SHAH, PRIYANKA GUPTA					
Non Executive Director						
	Jigar Shah, Priyank Shah, Tejas Shah , Rasesh Shah					
Sister Concerns (Partnership Firms or companies in which Directors/relatives of directors are partner or directors)						
	Mayur Textile Industries, M.R.Export Inc., Prime Compressor Service Pvt Limited, Abhishek Organizers Private Limited					
Relatives of KMP						
	MIRAGE SHAH, RUCHIKA SHAH					
Note: Related parties have been identified by the Management.						
Details of related party transactions during the year ended 30th September, 2019 and balances outstanding as at 30th September, 2019:						
SALES :						
	M. R. ORGANISATION USA LIMITED		3,02,37,981			3,02,37,981
	M. R. ORGANISATION EUROPE BVBA		2,45,99,443			2,45,99,443
	M. R. Export Incorporation		-			-
	Prime Compressor Service Pvt Limited		-		4,05,527	4,05,527
	Mayur Textile Industries		-		-	-
Purchase						
	M. R. ORGANISATION USA LIMITED		3,478			3,478
	M. R. ORGANISATION EUROPE BVBA		-			-
	Prime Compressor Service Pvt Limited		-		1,55,88,442	1,55,88,442
	M. R. Export Incorporation		-		-	-
	Mayur Textile Industries		-		-	-

COMMISSION : M.R.ORGANISATION EUROPE BVBA M.R.ORGANISATION USA LLC Abhishek Organizers Private Limited Mirage Rasesh Shah Ruchika Rasesh Shah	24,34,374 30,25,475 - - -				24,34,374 30,25,475
REMUNERATION & SALARY Mayur Kamdar Pranali Kamdar Rasesh Shah Silky Jain Krina Shah Priyanka Gupta	22,26,667 13,58,333 75,000 1,36,800 1,21,076 83,519				22,26,667 13,58,333 75,000 1,36,800 1,21,076 83,519
DIRECTOR'S FEES: Tejas Girish Shah Priyank Shirishbhai Shah	22,500 22,500				22,500 22,500
LOANS GIVEN DURING THE YEAR: PRANALI KAMDAR MAYUR KAMDAR	- -				- -
LOANS REPAID DURING THE YEAR MAYUR KAMDAR PRANALI KAMDAR M.R.ORGANISATION EUROPE BVBA	- - -				- - -
Loans At The End Of Year MAYUR KAMDAR PRANALI KAMDAR	23,215 12,879				23,215 12,879
INTEREST: MAYUR KAMDAR PRANALI KAMDAR	1,250 694				1,250 694
RENT: MAYUR TEXTILE INDUSTRIES MAYUR KAMDAR	3,00,000 24,000				3,00,000 24,000

For, M. R. ORGANISATION LIMITED

Pranali Kamdar

MANAGING DIRECTOR

MAYUR KAMDAR
DIN No.: 00369341

For, M. R. ORGANISATION LIMITED

Pranali Kamdar

MANAGING DIRECTOR

PRANALI KAMDAR
DIN No.: 00971115

Pranali Kamdar

Pranali Kamdar

